



VETERANS BENEFITS ADMINISTRATION

Annual Benefits Report

FISCAL YEAR 2024

VA



U.S. Department
of Veterans Affairs

The Fiscal Year 2024 Annual Benefits Report

This section of the report contains general information on all Veterans Benefits Administration programs as well as information previously contained in the appendix sections. Each of the seven primary programs has a separate section, identifiable by a unique color scheme and icon. Links to the files for each section are on page 4 or on the Annual Benefits Report website: benefits.va.gov/reports/annual_benefits_report.

**Our mission is to serve as a leading
advocate for Servicemembers,
Veterans, their families and
Survivors, delivering with excellence
Veteran-centered and personalized
benefits and services that honor
their service, assist in their
readjustment, enhance their lives,
and engender their full trust.**



U.S. Department
of Veterans Affairs
Veterans Benefits
Administration



Table of Contents

Table of Contents	3	Louisiana	32
Table of Contents for Each Program's Section	4	Maine	33
Mission, Vision, and VA's Core Values	5	Maryland	34
Mission Statement	5	Massachusetts	35
Vision Statement	5	Michigan	36
I CARE (VA Core Values and Characteristics)	5	Minnesota	37
VA Core Values ("I CARE")	5	Mississippi	38
VA Characteristics:	6	Missouri	39
Purpose and Overview	7	Montana	40
Overview - All Programs	7	Nebraska	41
Total Program Obligations (\$millions)	7	Nevada	42
FY2024 Paid (Expenditures) Program Summary	8	New Hampshire	43
Total Recipients	9	New Jersey	44
Overview - Compensation	9	New Mexico	45
Overview - Pension and Fiduciary	10	New York	46
Overview - Insurance	10	North Carolina	47
Overview - Home Loan Guaranty	11	North Dakota	48
Overview - Education	11	Ohio	49
Overview - Veteran Readiness and Employment (VR&E)	12	Oklahoma	50
Overview - Outreach, Transition and Economic Development (OTED)	12	Oregon	51
Data on Individual States	13	Pennsylvania	52
State Totals	13	Rhode Island	53
Alabama	14	South Carolina	54
Alaska	15	South Dakota	55
Arizona	16	Tennessee	56
Arkansas	17	Texas	57
California	18	Utah	58
Colorado	19	Vermont	59
Connecticut	20	Virginia	60
Delaware	21	Washington	61
District of Columbia	22	West Virginia	62
Florida	23	Wisconsin	63
Georgia	24	Wyoming	64
Hawaii	25	Puerto Rico	65
Idaho	26	Philippines	66
Illinois	27	Other Foreign	67
Indiana	28	Regional Office Addresses	233
Iowa	29	District Offices	235
Kansas	30	Mailing Address	235
Kentucky	31	Contact Information	235
		Program Jurisdiction Information/Maps	236
		Glossary	238
		Contact Information	245



VA



U.S. Department
of Veterans Affairs
Veterans Benefits
Administration

Table of Contents for Each Program's Section

Each title and icon is a link to the file on the VBA reports website: benefits.va.gov/reports/ABR

Compensation

Program Descriptions	69
Quick Reference	72
Compensation Veteran Data	76
Dependency and Indemnity Compensation (DIC) Data	116
Contact Information	121



Pension and Fiduciary

Program Descriptions	123
Quick Reference	128
Veterans Pension Data	130
Survivors Pension Data	136
Fiduciary Data	142
Contact Information	146



Education

Program Descriptions	147
Quick Reference	154
Education Program Data	156
Contact Information	164



Life Insurance

Program Descriptions	165
Quick Reference	174
Life Insurance Program Data	177
Contact Information	190



Home Loan Guaranty

Program Descriptions	191
Quick Reference	196
Loan Administration Data	207
Contact Information	208



Veteran Readiness and Employment

Program Descriptions	209
Quick Reference	212
VR&E Program Data	214
Contact Information	221



Outreach, Transition and Economic Development

Program Descriptions	223
Quick Reference	229
Contact Information	232



VETERANS BENEFITS ADMINISTRATION

Mission, Vision, and VA's Core Values

The Veterans Benefits Administration is one of three Administrations forming the U.S. Department of Veterans Affairs. VBA offers a wide range of benefits to our Nation's Veterans, Servicemembers, and their families and survivors.

Mission Statement

The mission of the Veterans Benefits Administration is to serve as a leading advocate for Servicemembers, Veterans, their families and Survivors, delivering with excellence Veteran-centered and personalized benefits and services that honor their service, assist in their readjustment, enhance their lives, and engender their full trust.

Vision Statement

Our vision is to fulfill our Nation's promise to those who serve by delivering the benefits and services they have earned to enable full, independent, and productive lives.

I CARE (VA Core Values and Characteristics)

VA Core Values and Characteristics are applied universally across all of VA and define "who we are." VA's Characteristics define "what we stand for," and help guide how we will perform our core mission; they shape our strategy, and influence resource allocation and other important decisions made within VA.

VA Core Values ("I CARE")

Integrity: Act with high moral principle. Adhere to the highest professional standards. Maintain the trust and confidence of all with whom I engage.

Commitment: Work diligently to serve Veterans and other beneficiaries. Be driven by an earnest belief in VA's mission. Fulfill my individual responsibilities and organizational responsibilities.

Advocacy: Be truly Veteran-centric by identifying, fully considering, and appropriately advancing the interests of Veterans and other beneficiaries.

Respect: Treat all those I serve and with whom I work with dignity and respect. Show respect to earn it.

Excellence: Strive for the highest quality and continuous improvement. Be thoughtful and decisive in leadership, accountable for my actions, willing to admit mistakes, and rigorous in correcting them.



VA



U.S. Department
of Veterans Affairs
Veterans Benefits
Administration

VA Characteristics:

Trustworthy: VA earns the trust of those it serves – every day – through the actions of all employees.

Accessible: VA engages and welcomes Veterans and other beneficiaries, facilitating their use of the entire array of its services. Each interaction will be positive and productive.

Quality: VA provides the highest standard of care and services to Veterans and beneficiaries while managing the cost of its programs and being efficient stewards of all resources entrusted to it by the American people.

Innovative: VA prizes curiosity and initiative, encourages creative contributions from all employees, seeks continuous improvement, and adapts to remain at the forefront in knowledge, proficiency, and capability to deliver the highest standard of care and services.

Agile: VA anticipates and adapts quickly to current challenges and new requirements by continuously assessing the environment in which it operates and devising solutions to better serve Veterans, other beneficiaries, and Servicemembers.

Integrated: VA links care and services across the Department; other federal, state, and local agencies; partners; and Veterans Services Organizations to provide useful and understandable programs to Veterans and other beneficiaries. VA's relationship with the Department of Defense is unique, and VA will nurture it for the benefit of Veterans and Servicemembers.

Purpose and Overview

Purpose of VBA’s Annual Benefits Report

The Annual Benefits Report (ABR) summarizes the benefit programs delivered by VBA, identifies the current level of program participation, and profiles the beneficiaries. The report is intended to accomplish the following:

- Present a clear, complete, data-driven picture of the extent to which Veterans and their dependents use these benefits, and
- Provide insights into the nature of the benefit programs.

A complete discussion of VBA’s performance in administering these programs is contained in the Department’s FY 2025 Annual Performance Plan and FY 2023 Report (APP&R). The document brings together results from past years and program goals and objectives, and can be accessed through this electronic link:
<https://department.va.gov/about/va-plans-budget-finances-and-performance/>.

Veterans Benefits Overview

The Veterans Benefits Administration is one of three administrations comprising the Department of Veterans Affairs. VBA is responsible for administering and delivering an array of federally authorized benefits and services to eligible Veterans and their dependents and survivors. With annual expenditures of \$194 billion¹ during fiscal year 2024, VBA programs have a sweeping impact not only on the Veteran community, but also on the whole of American society. These are programs that touch millions of lives in fundamental ways. Benefits and services administered by VBA fall under seven major program areas: Compensation, Pension and Fiduciary, Education, Insurance, Home Loan Guaranty, Veteran Readiness and Employment, and Outreach, Transition and Economic Development. To administer these programs, VBA spent approximately \$3.9 billion during fiscal year 2024.

Overview – All Programs

Total Program Obligations (\$millions)¹

Compensation	\$174,068
Pension and Burial	\$3,851
Education	\$12,389
Insurance	\$141
Home Loan Guaranty	\$1,637
Veteran Readiness and Employment (VR&E)	\$2,060
Total	\$194,146

¹ This Annual Benefit Report contains estimated benefit figures throughout the report, which differ from obligations noted in the table above. Obligations are a legally binding agreement that result in outlays, either immediately or in the future; outlays are payments to liquidate obligations. In Annual Benefits Reports from prior years, this table reported outlays. However, to better capture all legal binding agreements within the reporting year, VBA changed to reporting obligations in 2023. Outlays for benefit payments are reported in VA’s annual President’s Budget request (see <https://department.va.gov/administrations-and-offices/management/budget/>).

FY2024 Paid (Expenditures) Program Summary

Compensation

\$163.1 Billion Paid | 6.5 Million Recipients



Compensation provides tax-free monthly benefits in recognition of the effects of disabilities caused by diseases, events, or injuries incurred or aggravated during active military service. The program also provides monthly payments to surviving spouses, dependent children, and dependent parents in recognition of the economic loss caused by the death of individuals during their military service or as a result of service-connected disability after their discharge.

Home Loan Guaranty

\$155.4 Billion in Loans | 416,376 Loans



The VA home Loan Guaranty program provides help to eligible Veterans, active-duty personnel, surviving spouses, and members of the Reserves and National guard to purchase, retain, and adapt homes.

Pension & Fiduciary

\$3.1 Billion Paid | 235,972 Recipients



Pension is a needs-based benefit designed to provide certain wartime Veterans and their survivors with a minimum level of income that raises their standard of living. Wartime Veterans who are age 65 or older or have a permanent and total non-service-connected disability, and who have limited income and net worth may be eligible. The Fiduciary program provides oversight for VA's most vulnerable beneficiaries who are unable to manage their own VA benefits.

Veteran Readiness & Employment

\$2.1 Billion Paid | 144,249 Participants



The Veteran Readiness & Employment program provides comprehensive services and assistance necessary to enable Veterans with service-connected disabilities and an employment handicap to obtain stable and suitable employment. It also assists Veterans to achieve maximum independence in daily living when the severity of their disability prohibits suitable employment.

Education

\$12.0 Billion Paid | 901,463 Recipients



VA Education program provides Veterans, Servicemembers, reservists, and certain family members of Veterans with educational resources to supplement opportunities missed because of military service. These programs are also meant to help the Armed Forces both recruit and retrain members.

Outreach, Transition and Economic Development

119,566 Events | 357,760 Attendees



Outreach, Transition and Economic Development eases Veterans transition from military service to civilian life. The programs engage transitioning Servicemembers, Veterans, their families and caregivers at each step of their transition journey. The programs provide early access to VA benefits and resources by connecting them to a network of partners who are working together to accelerate their economic empowerment and well-being.

Insurance

\$1.9 Billion Paid | 5.5 Million Policies



The program provides Servicemembers and their families with universal available life insurance and traumatic injury protection insurance. Servicemembers may also convert their Group Life Insurance to a renewable term insurance policy after separation. The program provides life insurance to Veterans who have lost their ability to purchase commercial insurance at standard healthy rates due to lost or impaired insurability resulting from military service.

Additional Information

Go to benefits.va.gov for additional information:

[File a disability compensation claim](#)

[Find a VA regional office near you](#)

[Get help filing your claim](#)



U.S. Department
of Veterans Affairs
Veterans Benefits
Administration



Total Recipients

Compensation – Number of service-connected compensation and DIC benefit recipients at the end of fiscal year 2024	6,512,417
Pension – Number of non-service-connected disability Veteran and survivor pension recipients at the end of fiscal year 2024	235,972
Fiduciary – Number of beneficiaries who received services from VA's fiduciary program during fiscal year 2024	101,155
Education – Number of beneficiaries participating in education programs during fiscal year 2024	901,463
Insurance – Number of lives insured at the end of fiscal year 2024	5,441,878
Home Loan Guaranty – Number of loans guaranteed during fiscal year 2024	416,376
Veteran Readiness and Employment – Number of participants during fiscal year 2024	144,249

Overview – Compensation



New compensation recipients and estimated annual payments – during FY 2024

Benefit program	Number of recipients	Estimated average individual amount paid annually	Estimated total amount paid annually
Veterans Compensation	457,919	\$16,856	\$7.72 Billion
Survivors DIC ²	46,153	\$20,600	\$0.95 Billion
Total:	504,072	\$17,199	\$8.67 Billion

All compensation recipients and payments – end of FY 2024

Benefit program	Number of recipients	Estimated average individual amount paid annually	Estimated total amount paid annually
Veterans Compensation	5,992,967	\$25,446	\$152.50 Billion
Survivors DIC	519,450	\$20,434	\$10.61 Billion
Total:	6,512,417	\$25,046	\$163.11 Billion

² Dependency and Indemnity Compensation and Death Compensation



VA



U.S. Department
of Veterans Affairs
Veterans Benefits
Administration

Overview – Pension and Fiduciary



New pension recipients and estimated annual payments - during FY 2024

Benefit program	Number of recipients	Estimated average individual amount paid annually	Estimated total amount paid annually
Veterans Pension	9,443	\$20,530	\$193.86 Million
Survivors Pension ³	13,055	\$15,136	\$197.60 Million
Total	22,498	\$17,400	\$391.46 Million

All pension recipients and payments – end of FY 2024

Benefit program	Number of recipients	Estimated average individual amount paid annually	Estimated total amount paid annually
Veterans Pension	137,817	\$14,486	\$2.00 Billion
Survivors Pension	98,155	\$11,212	\$1.10 Billion
Total	235,972	\$13,124	\$3.10 Billion

Number of beneficiaries who received services from VA's fiduciary program during FY 2024: 101,155



Overview – Insurance

Number of lives insured at the end of FY 2024 by program type

Program	Number of lives
Administered Programs for Veterans	338,455
Veterans' Mortgage Life Insurance	2,149
Veterans' Group Life Insurance	453,774
Servicemembers' Group Life Insurance	2,156,500
Servicemembers' Group Life Insurance Family Coverage (spouses and children)	2,491,000
Total lives insured	5,441,878

Amount of benefits paid during FY 2024 by payment type

Payment type	Amount paid
Death awards	\$1,700,013,809
Dividends	\$5,936,937
Loans	\$27,092,000
Matured endowments	\$79,379,591
Cash surrenders	\$40,914,703
Disability claims	\$754,260
Total	\$1,854,091,300

³ The term "Survivors" includes surviving spouses and surviving children.



U.S. Department
of Veterans Affairs
Veterans Benefits
Administration



Overview – Home Loan Guaranty



Fiscal year 2024 Home Loan Guaranty program highlights

Loans guaranteed	416,376
Interest rate reduction loans	50,826
Total loan amount	\$155,428,959,164
Average amount per loan	\$373,290

Overview – Education



Education program beneficiaries and payments

Program	Beneficiaries	Payments (\$000)
Post-9/11 GI Bill	573,732	\$9,650,050
Montgomery GI Bill - Active Duty (MGIB-AD)	16,711	\$161,768
Montgomery GI Bill - Selected Reserve (MGIB-SR)	35,634	\$118,529
Survivors and Dependents Educational Assistance (DEA)	262,792	\$2,076,568
Post-Vietnam Era Veterans Educational Assistance Program (VEAP) ⁴	5,231	\$2,798
Veteran Rapid Retraining Assistance Program (VRRAP) ⁵	2,739	\$(15,343)
Veteran Employment Through Technology Education Courses (VET TEC)	4,624	\$16,725
Total	901,463	\$12,011,095

Education program acronyms⁶

POST 9/11	Post-9/11 Veterans Educational Assistance Program (Post-9/11 GI Bill)
MGIB-AD	All-Volunteer Force Educational Assistance Program (Montgomery GI Bill - Active Duty)
MGIB-SR	Educational Assistance for Members of the Selected Reserve (Montgomery GI Bill - Selected Reserve)
DEA	Survivors and Dependents Educational Assistance
VEAP	Post-Vietnam Era Veterans Educational Assistance Program
VRRAP	Veteran Rapid Retraining Assistance Program
VET TEC	Veteran Employment Through Technology Education Courses

⁴ FY 2024 VEAP figures are for disenrollment. There was no educational use of the benefit.

⁵ Net amount includes deobligations for the VRRAP program.

⁶ These acronyms are provided as a guide to the education program descriptions in the state data on the following pages. For information on each of the programs above refer to the [Education section](#).



VA



U.S. Department
of Veterans Affairs
Veterans Benefits
Administration

Overview – Veteran Readiness and Employment (VR&E)



Veteran Readiness and Employment participants FY 2024

Status	Total
Total applicants ⁷	170,533
Eligible applicants ⁷	168,550
Completed evaluation (including prior year carry over)	93,944
Entitled applicants (including prior year carry over)	73,755
Entitled applicants (2024 only)	58,619
New plans of service (enrollments) ⁸	44,773
Participants	144,249
Rehabilitated	12,319

Overview – Outreach, Transition and Economic Development (OTED)



OTED Programs in FY 2024

Programs		Total
Transition Assistance Program	Attendance	357,760
	Events	119,566
VA Solid Start	Eligible Veterans	251,265
	Eligible Veterans Successfully Contacted	193,626
	Eligible Priority Veterans - Veterans with mental health appointment prior to leaving service.	39,110
	Eligible Priority Veterans Successfully Contacted - Veterans with mental health appointment prior to leaving service.	36,329
PCPG (Chapter 36) Cases	Participant Program Completions	4,358

⁷ Total includes Chapter 31 applicants only.

⁸ Total includes Chapter 31 enrollments only. Includes Veterans who entered a plan of service more than once in the same fiscal year.



U.S. Department
of Veterans Affairs
Veterans Benefits
Administration



State Totals

Estimated total Veteran population: 17,921,241



Compensation⁹ – Veterans on the rolls at the end of FY 2024

Number of Veterans ¹⁰		Estimated total amount paid monthly	Estimated total amount paid annually
5,992,967		\$12,707,958,050	\$152,495,496,596
Age 34 and under	Age 35 through 54	Age 55 through 74	Age 75 and over
684,182	1,969,491	2,007,902	1,331,258



Pension⁹ – Veterans on the rolls at the end of FY 2024

Number of Veterans ¹¹		Estimated total amount paid monthly	Estimated total amount paid annually
137,817		\$166,364,542	\$1,996,374,504
Age 34 and under	Age 35 through 64	Age 65 through 74	Age 75 and over
134	12,791	56,257	68,634



Education¹² – Participants by program during FY 2024

MGIB-AD	MGIB-SR	DEA	VEAP ¹³	Post 9/11	Total participants
13,950	35,156	262,347	0	510,250	821,703



Insurance¹⁴

Life insurance payments during FY 2024	Total face value of insurance at the end of FY 2024	Total number of policies at the end of FY 2024
\$749,742,628	\$5,355,454,201	365,893



Home Loan Guaranty – Loans guaranteed during FY 2024

Number of loans	Total amount of loans
416,376	\$155,428,959,164



Veteran Readiness and Employment⁹ – Participants during FY 2024

Total applicants ¹⁵	Number of new plans of service (enrollments) ¹⁶	Number of entitled applicants	Number of program participants	Number of Veterans rehabilitated through independent living	Number of Veterans rehabilitated by obtaining suitable employment
170,533	44,773	73,755	144,249	221	10,499

⁹ State and age breakout numbers may not sum to total number of Veterans because some Veterans are unidentifiable by state and/or age.

¹⁰ Total includes 768 Veterans and \$17,500,888 in compensation benefits unidentifiable by state.

¹¹ Veterans pension only. Total includes 3 Veterans and \$49,548 in pension benefits unidentifiable by state.

¹² State statistics are based on enrollment data, do not include foreign schools, and may include individuals that use education benefits in more than one state. VRRAP and VET TEC are not included given the temporary nature of the programs.

¹³ VEAP totals by state are an estimate based on total trained during the fiscal year and not actual beneficiaries by state for this program. Does not include disenrollment.

¹⁴ State statistics represent policies directly administered by VA Insurance Service.

¹⁵ Total includes Chapter 31 applicants only.

¹⁶ Total Includes Chapter 31 enrollments only. Includes Veterans who entered a plan of service more than once in the same fiscal year.



VA



**U.S. Department
of Veterans Affairs**
Veterans Benefits
Administration

Estimated total Veteran
population: 339,331

Alabama

Compensation – Veterans on the rolls at the end of FY 2024



Number of Veterans		Estimated total amount paid monthly		Estimated total amount paid annually	
135,288		\$310,750,936		\$3,729,011,236	
Age 34 and under	Age 35 through 54	Age 55 through 74		Age 75 and over	
11,948	42,821	53,766		26,751	

Pension – Veterans on the rolls at the end of FY 2024



Number of Veterans		Estimated total amount paid monthly		Estimated total amount paid annually	
3,712		\$4,289,292		\$51,471,499	
Age 34 and under	Age 35 through 64	Age 65 through 74		Age 75 and over	
4	367	1,659		1,682	

Education – Participants by program during FY 2024



MGIB-AD	MGIB-SR	DEA	VEAP	Post 9/11	Total participants
297	1,323	9,667	0	9,713	21,000

Insurance



Life insurance payments during FY 2024	Total face value of insurance at the end of FY 2024	Total number of policies at the end of FY 2024
\$18,360,355	\$131,149,056	9,137

Home Loan Guaranty – Loans guaranteed during FY 2024



Number of loans	Total amount of loans
11,195	\$3,482,543,181

Veteran Readiness and Employment – Participants during FY 2024



Total applicants	Number of new plans of service (enrollments)	Number of entitled applicants	Number of program participants	Number of Veterans rehabilitated through independent living	Number of Veterans rehabilitated by obtaining suitable employment
3,199	797	1,434	2,724	32	213

Alaska

Estimated total Veteran
population: 70,057



Compensation – Veterans on the rolls at the end of FY 2024

Number of Veterans		Estimated total amount paid monthly	Estimated total amount paid annually
24,154		\$48,803,621	\$585,643,456
Age 34 and under	Age 35 through 54	Age 55 through 74	Age 75 and over
2,926	9,581	8,572	3,075



Pension – Veterans on the rolls at the end of FY 2024

Number of Veterans		Estimated total amount paid monthly	Estimated total amount paid annually
167		\$155,777	\$1,869,324
Age 34 and under	Age 35 through 64	Age 65 through 74	Age 75 and over
0	20	86	61



Education – Participants by program during FY 2024

MGIB-AD	MGIB-SR	DEA	VEAP	Post 9/11	Total participants
18	11	424	0	1,455	1,908



Insurance

Life insurance payments during FY 2024	Total face value of insurance at the end of FY 2024	Total number of policies at the end of FY 2024
\$1,672,917	\$11,949,741	769



Home Loan Guaranty – Loans guaranteed during FY 2024

Number of loans	Total amount of loans
2,124	\$863,457,898



Veteran Readiness and Employment – Participants during FY 2024

Total applicants	Number of new plans of service (enrollments)	Number of entitled applicants	Number of program participants	Number of Veterans rehabilitated through independent living	Number of Veterans rehabilitated by obtaining suitable employment
678	133	242	508	1	38



VA



U.S. Department
of Veterans Affairs
Veterans Benefits
Administration

Estimated total Veteran
population: 470,274

Arizona



Compensation – Veterans on the rolls at the end of FY 2024

Number of Veterans		Estimated total amount paid monthly	Estimated total amount paid annually
150,209		\$306,711,813	\$3,680,541,751
Age 34 and under	Age 35 through 54	Age 55 through 74	Age 75 and over
19,187	47,970	47,852	35,194



Pension – Veterans on the rolls at the end of FY 2024

Number of Veterans		Estimated total amount paid monthly	Estimated total amount paid annually
3,342		\$3,784,842	\$45,418,104
Age 34 and under	Age 35 through 64	Age 65 through 74	Age 75 and over
2	289	1,389	1,662



Education – Participants by program during FY 2024

MGIB-AD	MGIB-SR	DEA	VEAP	Post 9/11	Total participants
1,086	593	9,648	0	32,489	43,816



Insurance

Life insurance payments during FY 2024	Total face value of insurance at the end of FY 2024	Total number of policies at the end of FY 2024
\$16,197,028	\$115,696,294	7,706



Home Loan Guaranty – Loans guaranteed during FY 2024

Number of loans	Total amount of loans
12,941	\$5,230,573,065



Veteran Readiness and Employment – Participants during FY 2024

Total applicants	Number of new plans of service (enrollments)	Number of entitled applicants	Number of program participants	Number of Veterans rehabilitated through independent living	Number of Veterans rehabilitated by obtaining suitable employment
4,334	775	1,481	2,765	12	220



U.S. Department
of Veterans Affairs
Veterans Benefits
Administration



Arkansas

Estimated total Veteran
population: 199,871



Compensation – Veterans on the rolls at the end of FY 2024

Number of Veterans		Estimated total amount paid monthly	Estimated total amount paid annually
64,186		\$147,662,364	\$1,771,948,372
Age 34 and under	Age 35 through 54	Age 55 through 74	Age 75 and over
5,225	20,189	24,259	14,513



Pension – Veterans on the rolls at the end of FY 2024

Number of Veterans		Estimated total amount paid monthly	Estimated total amount paid annually
2,140		\$2,637,347	\$31,648,161
Age 34 and under	Age 35 through 64	Age 65 through 74	Age 75 and over
3	234	941	962



Education – Participants by program during FY 2024

MGIB-AD	MGIB-SR	DEA	VEAP	Post 9/11	Total participants
82	721	2,950	0	2,822	6,575



Insurance

Life insurance payments during FY 2024	Total face value of insurance at the end of FY 2024	Total number of policies at the end of FY 2024
\$8,509,213	\$60,781,791	4,434



Home Loan Guaranty – Loans guaranteed during FY 2024

Number of loans	Total amount of loans
4,972	\$1,347,758,771



Veteran Readiness and Employment – Participants during FY 2024

Total applicants	Number of new plans of service (enrollments)	Number of entitled applicants	Number of program participants	Number of Veterans rehabilitated through independent living	Number of Veterans rehabilitated by obtaining suitable employment
1,280	363	723	1,168	25	93



VA



**U.S. Department
of Veterans Affairs**
Veterans Benefits
Administration

Estimated total Veteran
population: 1,426,860

California



Compensation – Veterans on the rolls at the end of FY 2024

Number of Veterans		Estimated total amount paid monthly	Estimated total amount paid annually
474,487		\$1,010,446,590	\$12,125,359,077
Age 34 and under	Age 35 through 54	Age 55 through 74	Age 75 and over
69,263	160,973	137,932	106,316



Pension – Veterans on the rolls at the end of FY 2024

Number of Veterans		Estimated total amount paid monthly	Estimated total amount paid annually
12,975		\$16,038,874	\$192,466,488
Age 34 and under	Age 35 through 64	Age 65 through 74	Age 75 and over
11	913	5,122	6,929



Education – Participants by program during FY 2024

MGIB-AD	MGIB-SR	DEA	VEAP	Post 9/11	Total participants
475	936	19,708	0	49,222	70,341



Insurance

Life insurance payments during FY 2024	Total face value of insurance at the end of FY 2024	Total number of policies at the end of FY 2024
\$58,721,954	\$419,454,255	27,680



Home Loan Guaranty – Loans guaranteed during FY 2024

Number of loans	Total amount of loans
19,983	\$11,782,060,525



Veteran Readiness and Employment – Participants during FY 2024

Total applicants	Number of new plans of service (enrollments)	Number of entitled applicants	Number of program participants	Number of Veterans rehabilitated through independent living	Number of Veterans rehabilitated by obtaining suitable employment
21,158	5,668	8,790	18,255	4	1,106



U.S. Department
of Veterans Affairs
Veterans Benefits
Administration





Compensation – Veterans on the rolls at the end of FY 2024

Number of Veterans		Estimated total amount paid monthly		Estimated total amount paid annually	
132,984		\$264,558,092		\$3,174,697,106	
Age 34 and under	Age 35 through 54	Age 55 through 74		Age 75 and over	
20,604	48,962	39,637		23,776	



Pension – Veterans on the rolls at the end of FY 2024

Number of Veterans		Estimated total amount paid monthly		Estimated total amount paid annually	
2,004		\$2,310,988		\$27,731,861	
Age 34 and under	Age 35 through 64	Age 65 through 74		Age 75 and over	
2	194	828		980	



Education – Participants by program during FY 2024

MGIB-AD	MGIB-SR	DEA	VEAP	Post 9/11	Total participants
292	293	5,023	0	15,977	21,585



Insurance

Life insurance payments during FY 2024	Total face value of insurance at the end of FY 2024	Total number of policies at the end of FY 2024
\$12,432,402	\$88,805,352	5,643



Home Loan Guaranty – Loans guaranteed during FY 2024

Number of loans	Total amount of loans
11,138	\$5,467,534,060



Veteran Readiness and Employment – Participants during FY 2024

Total applicants	Number of new plans of service (enrollments)	Number of entitled applicants	Number of program participants	Number of Veterans rehabilitated through independent living	Number of Veterans rehabilitated by obtaining suitable employment
4,744	1,715	2,604	4,946	1	409



VA



**U.S. Department
of Veterans Affairs**
Veterans Benefits
Administration

Estimated total Veteran
population: 146,578

Connecticut



Compensation – Veterans on the rolls at the end of FY 2024

Number of Veterans		Estimated total amount paid monthly		Estimated total amount paid annually	
34,909		\$62,649,981		\$751,799,770	
Age 34 and under	Age 35 through 54	Age 55 through 74		Age 75 and over	
4,479	10,979	9,687		9,762	



Pension – Veterans on the rolls at the end of FY 2024

Number of Veterans		Estimated total amount paid monthly		Estimated total amount paid annually	
839		\$961,238		\$11,534,857	
Age 34 and under	Age 35 through 64	Age 65 through 74		Age 75 and over	
1	71	273		494	



Education – Participants by program during FY 2024

MGIB-AD	MGIB-SR	DEA	VEAP	Post 9/11	Total participants
57	371	832	0	3,151	4,411



Insurance

Life insurance payments during FY 2024	Total face value of insurance at the end of FY 2024	Total number of policies at the end of FY 2024
\$5,170,758	\$36,935,018	2,580



Home Loan Guaranty – Loans guaranteed during FY 2024

Number of loans	Total amount of loans
1,911	\$724,441,319



Veteran Readiness and Employment – Participants during FY 2024

Total applicants	Number of new plans of service (enrollments)	Number of entitled applicants	Number of program participants	Number of Veterans rehabilitated through independent living	Number of Veterans rehabilitated by obtaining suitable employment
1,089	316	518	1,032	2	76



U.S. Department
of Veterans Affairs
Veterans Benefits
Administration



Delaware

Estimated total Veteran
population: 62,586



Compensation – Veterans on the rolls at the end of FY 2024

Number of Veterans		Estimated total amount paid monthly		Estimated total amount paid annually	
18,480		\$38,293,671		\$459,524,053	
Age 34 and under	Age 35 through 54	Age 55 through 74		Age 75 and over	
1,517	5,138	7,385		4,438	



Pension – Veterans on the rolls at the end of FY 2024

Number of Veterans		Estimated total amount paid monthly		Estimated total amount paid annually	
255		\$303,150		\$3,637,800	
Age 34 and under	Age 35 through 64	Age 65 through 74		Age 75 and over	
1	27	103		124	



Education – Participants by program during FY 2024

MGIB-AD	MGIB-SR	DEA	VEAP	Post 9/11	Total participants
14	92	518	0	1,120	1,744



Insurance

Life insurance payments during FY 2024	Total face value of insurance at the end of FY 2024	Total number of policies at the end of FY 2024
\$2,694,530	\$19,247,180	1,331



Home Loan Guaranty – Loans guaranteed during FY 2024

Number of loans	Total amount of loans
1,553	\$585,806,376



Veteran Readiness and Employment – Participants during FY 2024

Total applicants	Number of new plans of service (enrollments)	Number of entitled applicants	Number of program participants	Number of Veterans rehabilitated through independent living	Number of Veterans rehabilitated by obtaining suitable employment
375	82	144	262	0	22



VA



U.S. Department
of Veterans Affairs
Veterans Benefits
Administration

Estimated total Veteran
population: 27,226

District of Columbia



Compensation – Veterans on the rolls at the end of FY 2024

Number of Veterans		Estimated total amount paid monthly		Estimated total amount paid annually	
6,698		\$13,600,570		\$163,206,843	
Age 34 and under	Age 35 through 54	Age 55 through 74		Age 75 and over	
1,067	2,665	1,990		976	



Pension – Veterans on the rolls at the end of FY 2024

Number of Veterans		Estimated total amount paid monthly		Estimated total amount paid annually	
331		\$332,692		\$3,992,304	
Age 34 and under	Age 35 through 64	Age 65 through 74		Age 75 and over	
1	26	167		137	



Education – Participants by program during FY 2024

MGIB-AD	MGIB-SR	DEA	VEAP	Post 9/11	Total participants
45	112	1,223	0	4,586	5,966



Insurance

Life insurance payments during FY 2024	Total face value of insurance at the end of FY 2024	Total number of policies at the end of FY 2024
\$977,222	\$6,980,351	471



Home Loan Guaranty – Loans guaranteed during FY 2024

Number of loans	Total amount of loans
343	\$233,825,433



Veteran Readiness and Employment – Participants during FY 2024

Total applicants	Number of new plans of service (enrollments)	Number of entitled applicants	Number of program participants	Number of Veterans rehabilitated through independent living	Number of Veterans rehabilitated by obtaining suitable employment
293	57	103	226	0	31



U.S. Department
of Veterans Affairs
Veterans Benefits
Administration



Florida

Estimated total Veteran
population: 1,395,602



Compensation – Veterans on the rolls at the end of FY 2024

Number of Veterans		Estimated total amount paid monthly		Estimated total amount paid annually	
503,513		\$1,095,564,680		\$13,146,776,165	
Age 34 and under	Age 35 through 54	Age 55 through 74		Age 75 and over	
53,011	157,421	182,733		110,344	



Pension – Veterans on the rolls at the end of FY 2024

Number of Veterans		Estimated total amount paid monthly		Estimated total amount paid annually	
11,877		\$15,631,024		\$187,572,293	
Age 34 and under	Age 35 through 64	Age 65 through 74		Age 75 and over	
14	1,207	4,327		6,329	



Education – Participants by program during FY 2024

MGIB-AD	MGIB-SR	DEA	VEAP	Post 9/11	Total participants
704	1,108	20,909	0	38,809	61,530



Insurance

Life insurance payments during FY 2024	Total face value of insurance at the end of FY 2024	Total number of policies at the end of FY 2024
\$63,795,196	\$455,692,710	30,599



Home Loan Guaranty – Loans guaranteed during FY 2024

Number of loans	Total amount of loans
39,776	\$15,492,066,940



Veteran Readiness and Employment – Participants during FY 2024

Total applicants	Number of new plans of service (enrollments)	Number of entitled applicants	Number of program participants	Number of Veterans rehabilitated through independent living	Number of Veterans rehabilitated by obtaining suitable employment
16,110	3,960	6,674	12,035	15	816



VA



U.S. Department
of Veterans Affairs
Veterans Benefits
Administration

Estimated total Veteran
population: 656,509

Georgia



Compensation – Veterans on the rolls at the end of FY 2024

Number of Veterans		Estimated total amount paid monthly	Estimated total amount paid annually
260,880		\$605,369,948	\$7,264,439,373
Age 34 and under	Age 35 through 54	Age 55 through 74	Age 75 and over
32,011	88,269	97,791	42,800



Pension – Veterans on the rolls at the end of FY 2024

Number of Veterans		Estimated total amount paid monthly	Estimated total amount paid annually
4,986		\$6,179,221	\$74,150,658
Age 34 and under	Age 35 through 64	Age 65 through 74	Age 75 and over
6	609	2,122	2,249



Education – Participants by program during FY 2024

MGIB-AD	MGIB-SR	DEA	VEAP	Post 9/11	Total participants
379	1,464	15,056	0	16,750	33,649



Insurance

Life insurance payments during FY 2024	Total face value of insurance at the end of FY 2024	Total number of policies at the end of FY 2024
\$39,137,535	\$279,561,637	18,401



Home Loan Guaranty – Loans guaranteed during FY 2024

Number of loans	Total amount of loans
23,228	\$7,876,140,079



Veteran Readiness and Employment – Participants during FY 2024

Total applicants	Number of new plans of service (enrollments)	Number of entitled applicants	Number of program participants	Number of Veterans rehabilitated through independent living	Number of Veterans rehabilitated by obtaining suitable employment
9,860	1,670	3,264	5,609	8	388



U.S. Department
of Veterans Affairs
Veterans Benefits
Administration



Hawaii

Estimated total Veteran
population: 108,525



Compensation – Veterans on the rolls at the end of FY 2024

Number of Veterans		Estimated total amount paid monthly		Estimated total amount paid annually	
35,613		\$73,979,972		\$887,759,669	
Age 34 and under	Age 35 through 54	Age 55 through 74		Age 75 and over	
3,837	11,870	11,884		8,020	



Pension – Veterans on the rolls at the end of FY 2024

Number of Veterans		Estimated total amount paid monthly		Estimated total amount paid annually	
396		\$394,369		\$4,732,426	
Age 34 and under	Age 35 through 64	Age 65 through 74		Age 75 and over	
0	30	169		197	



Education – Participants by program during FY 2024

MGIB-AD	MGIB-SR	DEA	VEAP	Post 9/11	Total participants
23	79	826	0	3,701	4,629



Insurance

Life insurance payments during FY 2024	Total face value of insurance at the end of FY 2024	Total number of policies at the end of FY 2024
\$4,616,579	\$32,976,485	2,156



Home Loan Guaranty – Loans guaranteed during FY 2024

Number of loans	Total amount of loans
2,099	\$1,515,475,407



Veteran Readiness and Employment – Participants during FY 2024

Total applicants	Number of new plans of service (enrollments)	Number of entitled applicants	Number of program participants	Number of Veterans rehabilitated through independent living	Number of Veterans rehabilitated by obtaining suitable employment
1,536	406	678	1,573	0	88



VA



U.S. Department
of Veterans Affairs
Veterans Benefits
Administration

Estimated total Veteran
population: 121,795

Idaho



Compensation – Veterans on the rolls at the end of FY 2024

Number of Veterans		Estimated total amount paid monthly	Estimated total amount paid annually
43,823		\$82,693,003	\$992,316,039
Age 34 and under	Age 35 through 54	Age 55 through 74	Age 75 and over
5,064	14,284	14,011	10,460



Pension – Veterans on the rolls at the end of FY 2024

Number of Veterans		Estimated total amount paid monthly	Estimated total amount paid annually
774		\$852,766	\$10,233,196
Age 34 and under	Age 35 through 64	Age 65 through 74	Age 75 and over
0	66	308	400



Education – Participants by program during FY 2024

MGIB-AD	MGIB-SR	DEA	VEAP	Post 9/11	Total participants
48	224	1,236	0	2,504	4,012



Insurance

Life insurance payments during FY 2024	Total face value of insurance at the end of FY 2024	Total number of policies at the end of FY 2024
\$3,767,764	\$26,913,353	1,714



Home Loan Guaranty – Loans guaranteed during FY 2024

Number of loans	Total amount of loans
3,095	\$1,301,014,251



Veteran Readiness and Employment – Participants during FY 2024

Total applicants	Number of new plans of service (enrollments)	Number of entitled applicants	Number of program participants	Number of Veterans rehabilitated through independent living	Number of Veterans rehabilitated by obtaining suitable employment
845	198	364	719	1	91

VA



U.S. Department
of Veterans Affairs
Veterans Benefits
Administration





Compensation – Veterans on the rolls at the end of FY 2024

Number of Veterans		Estimated total amount paid monthly	Estimated total amount paid annually
127,852		\$269,347,461	\$3,232,169,527
Age 34 and under	Age 35 through 54	Age 55 through 74	Age 75 and over
15,230	42,690	38,178	31,752



Pension – Veterans on the rolls at the end of FY 2024

Number of Veterans		Estimated total amount paid monthly	Estimated total amount paid annually
3,897		\$4,596,071	\$55,152,851
Age 34 and under	Age 35 through 64	Age 65 through 74	Age 75 and over
3	322	1,616	1,956



Education – Participants by program during FY 2024

MGIB-AD	MGIB-SR	DEA	VEAP	Post 9/11	Total participants
534	1,796	4,923	0	11,505	18,758



Insurance

Life insurance payments during FY 2024	Total face value of insurance at the end of FY 2024	Total number of policies at the end of FY 2024
\$19,702,414	\$140,735,463	9,204



Home Loan Guaranty – Loans guaranteed during FY 2024

Number of loans	Total amount of loans
8,597	\$2,549,401,578



Veteran Readiness and Employment – Participants during FY 2024

Total applicants	Number of new plans of service (enrollments)	Number of entitled applicants	Number of program participants	Number of Veterans rehabilitated through independent living	Number of Veterans rehabilitated by obtaining suitable employment
2,710	684	1,272	2,112	1	146



VA



**U.S. Department
of Veterans Affairs**
Veterans Benefits
Administration

Estimated total Veteran
population: 363,907

Indiana



Compensation – Veterans on the rolls at the end of FY 2024

Number of Veterans		Estimated total amount paid monthly		Estimated total amount paid annually	
111,131		\$185,659,312		\$2,227,911,741	
Age 34 and under	Age 35 through 54	Age 55 through 74		Age 75 and over	
10,906	32,360	38,372		29,490	



Pension – Veterans on the rolls at the end of FY 2024

Number of Veterans		Estimated total amount paid monthly		Estimated total amount paid annually	
2,349		\$3,028,391		\$36,340,697	
Age 34 and under	Age 35 through 64	Age 65 through 74		Age 75 and over	
2	273	914		1,160	



Education – Participants by program during FY 2024

MGIB-AD	MGIB-SR	DEA	VEAP	Post 9/11	Total participants
365	1,055	3,304	0	9,575	14,299



Insurance

Life insurance payments during FY 2024	Total face value of insurance at the end of FY 2024	Total number of policies at the end of FY 2024
\$11,096,951	\$79,266,155	5,220



Home Loan Guaranty – Loans guaranteed during FY 2024

Number of loans	Total amount of loans
8,322	\$2,310,461,105



Veteran Readiness and Employment – Participants during FY 2024

Total applicants	Number of new plans of service (enrollments)	Number of entitled applicants	Number of program participants	Number of Veterans rehabilitated through independent living	Number of Veterans rehabilitated by obtaining suitable employment
2,017	504	979	1,683	2	134



U.S. Department
of Veterans Affairs
Veterans Benefits
Administration





Compensation – Veterans on the rolls at the end of FY 2024

Number of Veterans		Estimated total amount paid monthly		Estimated total amount paid annually	
50,592		\$87,573,871		\$1,050,886,452	
Age 34 and under	Age 35 through 54	Age 55 through 74		Age 75 and over	
4,401	14,343	16,601		15,244	



Pension – Veterans on the rolls at the end of FY 2024

Number of Veterans		Estimated total amount paid monthly		Estimated total amount paid annually	
1,279		\$1,385,201		\$16,622,416	
Age 34 and under	Age 35 through 64	Age 65 through 74		Age 75 and over	
1	125	499		654	



Education – Participants by program during FY 2024

MGIB-AD	MGIB-SR	DEA	VEAP	Post 9/11	Total participants
66	1,035	1,367	0	3,005	5,473



Insurance

Life insurance payments during FY 2024	Total face value of insurance at the end of FY 2024	Total number of policies at the end of FY 2024
\$5,247,484	\$37,483,077	2,471



Home Loan Guaranty – Loans guaranteed during FY 2024

Number of loans	Total amount of loans
2,895	\$767,538,620



Veteran Readiness and Employment – Participants during FY 2024

Total applicants	Number of new plans of service (enrollments)	Number of entitled applicants	Number of program participants	Number of Veterans rehabilitated through independent living	Number of Veterans rehabilitated by obtaining suitable employment
710	305	396	942	5	95


VA


U.S. Department
of Veterans Affairs
Veterans Benefits
Administration

Estimated total Veteran
population: 177,701

Kansas



Compensation – Veterans on the rolls at the end of FY 2024

Number of Veterans		Estimated total amount paid monthly		Estimated total amount paid annually	
50,858		\$104,485,579		\$1,253,826,953	
Age 34 and under	Age 35 through 54	Age 55 through 74		Age 75 and over	
5,660	17,277	16,783		11,136	



Pension – Veterans on the rolls at the end of FY 2024

Number of Veterans		Estimated total amount paid monthly		Estimated total amount paid annually	
1,164		\$1,358,965		\$16,307,583	
Age 34 and under	Age 35 through 64	Age 65 through 74		Age 75 and over	
1	114	491		558	



Education – Participants by program during FY 2024

MGIB-AD	MGIB-SR	DEA	VEAP	Post 9/11	Total participants
144	466	2,427	0	4,192	7,229



Insurance

Life insurance payments during FY 2024	Total face value of insurance at the end of FY 2024	Total number of policies at the end of FY 2024
\$5,226,372	\$37,332,270	2,516



Home Loan Guaranty – Loans guaranteed during FY 2024

Number of loans	Total amount of loans
4,221	\$1,147,363,480



Veteran Readiness and Employment – Participants during FY 2024

Total applicants	Number of new plans of service (enrollments)	Number of entitled applicants	Number of program participants	Number of Veterans rehabilitated through independent living	Number of Veterans rehabilitated by obtaining suitable employment
1,003	294	478	934	1	83



U.S. Department
of Veterans Affairs
Veterans Benefits
Administration



Kentucky

Estimated total Veteran
population: 257,946



Compensation – Veterans on the rolls at the end of FY 2024

Number of Veterans		Estimated total amount paid monthly		Estimated total amount paid annually	
80,856		\$165,966,920		\$1,991,603,040	
Age 34 and under	Age 35 through 54	Age 55 through 74		Age 75 and over	
7,442	25,282	29,031		19,101	



Pension – Veterans on the rolls at the end of FY 2024

Number of Veterans		Estimated total amount paid monthly		Estimated total amount paid annually	
2,335		\$2,787,083		\$33,445,002	
Age 34 and under	Age 35 through 64	Age 65 through 74		Age 75 and over	
4	273	981		1,077	



Education – Participants by program during FY 2024

MGIB-AD	MGIB-SR	DEA	VEAP	Post 9/11	Total participants
100	769	4,116	0	4,837	9,822



Insurance

Life insurance payments during FY 2024	Total face value of insurance at the end of FY 2024	Total number of policies at the end of FY 2024
\$9,555,497	\$68,255,462	4,813



Home Loan Guaranty – Loans guaranteed during FY 2024

Number of loans	Total amount of loans
6,109	\$1,732,873,983



Veteran Readiness and Employment – Participants during FY 2024

Total applicants	Number of new plans of service (enrollments)	Number of entitled applicants	Number of program participants	Number of Veterans rehabilitated through independent living	Number of Veterans rehabilitated by obtaining suitable employment
1,600	544	801	1,654	6	138



VA



**U.S. Department
of Veterans Affairs**
Veterans Benefits
Administration

Estimated total Veteran
population: 252,165

Louisiana



Compensation – Veterans on the rolls at the end of FY 2024

Number of Veterans		Estimated total amount paid monthly	Estimated total amount paid annually
82,385		\$181,838,917	\$2,182,067,000
Age 34 and under	Age 35 through 54	Age 55 through 74	Age 75 and over
7,574	27,356	28,886	18,569



Pension – Veterans on the rolls at the end of FY 2024

Number of Veterans		Estimated total amount paid monthly	Estimated total amount paid annually
2,986		\$3,493,190	\$41,918,276
Age 34 and under	Age 35 through 64	Age 65 through 74	Age 75 and over
5	327	1,404	1,250



Education – Participants by program during FY 2024

MGIB-AD	MGIB-SR	DEA	VEAP	Post 9/11	Total participants
105	1,239	5,180	0	4,673	11,197



Insurance

Life insurance payments during FY 2024	Total face value of insurance at the end of FY 2024	Total number of policies at the end of FY 2024
\$12,178,110	\$86,988,931	6,067



Home Loan Guaranty – Loans guaranteed during FY 2024

Number of loans	Total amount of loans
5,100	\$1,420,139,166



Veteran Readiness and Employment – Participants during FY 2024

Total applicants	Number of new plans of service (enrollments)	Number of entitled applicants	Number of program participants	Number of Veterans rehabilitated through independent living	Number of Veterans rehabilitated by obtaining suitable employment
1,983	347	576	1,159	6	91



U.S. Department
of Veterans Affairs
Veterans Benefits
Administration



Maine

Estimated total Veteran
population: 104,568



Compensation – Veterans on the rolls at the end of FY 2024

Number of Veterans		Estimated total amount paid monthly		Estimated total amount paid annually	
33,156		\$70,902,556		\$850,830,671	
Age 34 and under	Age 35 through 54	Age 55 through 74		Age 75 and over	
2,720	9,563	11,897		8,975	



Pension – Veterans on the rolls at the end of FY 2024

Number of Veterans		Estimated total amount paid monthly		Estimated total amount paid annually	
744		\$741,940		\$8,903,278	
Age 34 and under	Age 35 through 64	Age 65 through 74		Age 75 and over	
1	81	337		325	



Education – Participants by program during FY 2024

MGIB-AD	MGIB-SR	DEA	VEAP	Post 9/11	Total participants
39	144	1,087	0	1,790	3,060



Insurance

Life insurance payments during FY 2024	Total face value of insurance at the end of FY 2024	Total number of policies at the end of FY 2024
\$4,244,594	\$30,319,374	2,243



Home Loan Guaranty – Loans guaranteed during FY 2024

Number of loans	Total amount of loans
1,591	\$522,836,091



Veteran Readiness and Employment – Participants during FY 2024

Total applicants	Number of new plans of service (enrollments)	Number of entitled applicants	Number of program participants	Number of Veterans rehabilitated through independent living	Number of Veterans rehabilitated by obtaining suitable employment
574	224	355	710	2	74



VA



U.S. Department
of Veterans Affairs
Veterans Benefits
Administration

Estimated total Veteran
population: 352,103

Maryland



Compensation – Veterans on the rolls at the end of FY 2024

Number of Veterans		Estimated total amount paid monthly	Estimated total amount paid annually
114,085		\$249,649,097	\$2,995,789,162
Age 34 and under	Age 35 through 54	Age 55 through 74	Age 75 and over
12,468	43,504	41,255	16,854



Pension – Veterans on the rolls at the end of FY 2024

Number of Veterans		Estimated total amount paid monthly	Estimated total amount paid annually
1,639		\$2,034,880	\$24,418,555
Age 34 and under	Age 35 through 64	Age 65 through 74	Age 75 and over
1	123	668	847



Education – Participants by program during FY 2024

MGIB-AD	MGIB-SR	DEA	VEAP	Post 9/11	Total participants
619	385	4,730	0	17,198	22,932



Insurance

Life insurance payments during FY 2024	Total face value of insurance at the end of FY 2024	Total number of policies at the end of FY 2024
\$15,057,785	\$107,558,615	6,826



Home Loan Guaranty – Loans guaranteed during FY 2024

Number of loans	Total amount of loans
9,566	\$4,570,557,685



Veteran Readiness and Employment – Participants during FY 2024

Total applicants	Number of new plans of service (enrollments)	Number of entitled applicants	Number of program participants	Number of Veterans rehabilitated through independent living	Number of Veterans rehabilitated by obtaining suitable employment
3,569	1,042	1,524	3,490	2	234



U.S. Department
of Veterans Affairs
Veterans Benefits
Administration



Massachusetts

Estimated total Veteran
population: 264,411



Compensation – Veterans on the rolls at the end of FY 2024

Number of Veterans		Estimated total amount paid monthly		Estimated total amount paid annually	
73,718		\$138,684,152		\$1,664,209,826	
Age 34 and under	Age 35 through 54	Age 55 through 74		Age 75 and over	
8,290	20,321	21,241		23,866	



Pension – Veterans on the rolls at the end of FY 2024

Number of Veterans		Estimated total amount paid monthly		Estimated total amount paid annually	
1,582		\$1,774,591		\$21,295,096	
Age 34 and under	Age 35 through 64	Age 65 through 74		Age 75 and over	
0	96	590		896	



Education – Participants by program during FY 2024

MGIB-AD	MGIB-SR	DEA	VEAP	Post 9/11	Total participants
46	476	1,692	0	5,881	8,095



Insurance

Life insurance payments during FY 2024	Total face value of insurance at the end of FY 2024	Total number of policies at the end of FY 2024
\$10,552,115	\$75,374,357	5,581



Home Loan Guaranty – Loans guaranteed during FY 2024

Number of loans	Total amount of loans
2,498	\$1,199,420,389



Veteran Readiness and Employment – Participants during FY 2024

Total applicants	Number of new plans of service (enrollments)	Number of entitled applicants	Number of program participants	Number of Veterans rehabilitated through independent living	Number of Veterans rehabilitated by obtaining suitable employment
2,140	884	1,258	3,084	0	172



VA



U.S. Department
of Veterans Affairs
Veterans Benefits
Administration

Estimated total Veteran
population: 486,268

Michigan



Compensation – Veterans on the rolls at the end of FY 2024

Number of Veterans		Estimated total amount paid monthly		Estimated total amount paid annually	
135,334		\$266,227,220		\$3,194,726,640	
Age 34 and under	Age 35 through 54	Age 55 through 74		Age 75 and over	
12,880	37,326	43,547		41,578	



Pension – Veterans on the rolls at the end of FY 2024

Number of Veterans		Estimated total amount paid monthly		Estimated total amount paid annually	
4,545		\$5,696,209		\$68,354,503	
Age 34 and under	Age 35 through 64	Age 65 through 74		Age 75 and over	
3	487	1,869		2,186	



Education – Participants by program during FY 2024

MGIB-AD	MGIB-SR	DEA	VEAP	Post 9/11	Total participants
91	719	3,011	0	6,396	10,217



Insurance

Life insurance payments during FY 2024	Total face value of insurance at the end of FY 2024	Total number of policies at the end of FY 2024
\$17,520,427	\$125,149,408	8,993



Home Loan Guaranty – Loans guaranteed during FY 2024

Number of loans	Total amount of loans
7,838	\$2,153,554,861



Veteran Readiness and Employment – Participants during FY 2024

Total applicants	Number of new plans of service (enrollments)	Number of entitled applicants	Number of program participants	Number of Veterans rehabilitated through independent living	Number of Veterans rehabilitated by obtaining suitable employment
2,518	784	1,230	2,438	6	160

Minnesota

Estimated total Veteran
population: 286,593



Compensation – Veterans on the rolls at the end of FY 2024

Number of Veterans		Estimated total amount paid monthly		Estimated total amount paid annually	
104,656		\$149,711,433		\$1,796,537,194	
Age 34 and under	Age 35 through 54	Age 55 through 74		Age 75 and over	
7,511	24,021	33,973		39,146	



Pension – Veterans on the rolls at the end of FY 2024

Number of Veterans		Estimated total amount paid monthly		Estimated total amount paid annually	
1,720		\$1,853,009		\$22,236,108	
Age 34 and under	Age 35 through 64	Age 65 through 74		Age 75 and over	
2	126	712		880	



Education – Participants by program during FY 2024

MGIB-AD	MGIB-SR	DEA	VEAP	Post 9/11	Total participants
170	958	3,164	0	6,249	10,541



Insurance

Life insurance payments during FY 2024	Total face value of insurance at the end of FY 2024	Total number of policies at the end of FY 2024
\$10,839,046	\$77,423,919	5,752



Home Loan Guaranty – Loans guaranteed during FY 2024

Number of loans	Total amount of loans
4,306	\$1,450,563,672



Veteran Readiness and Employment – Participants during FY 2024

Total applicants	Number of new plans of service (enrollments)	Number of entitled applicants	Number of program participants	Number of Veterans rehabilitated through independent living	Number of Veterans rehabilitated by obtaining suitable employment
1,149	501	714	1,740	2	148



VA



**U.S. Department
of Veterans Affairs**
Veterans Benefits
Administration

Estimated total Veteran
population: 179,983

Mississippi



Compensation – Veterans on the rolls at the end of FY 2024

Number of Veterans		Estimated total amount paid monthly		Estimated total amount paid annually	
60,073		\$133,497,817		\$1,601,973,809	
Age 34 and under	Age 35 through 54	Age 55 through 74		Age 75 and over	
5,025	18,518	24,152		12,378	



Pension – Veterans on the rolls at the end of FY 2024

Number of Veterans		Estimated total amount paid monthly		Estimated total amount paid annually	
1,602		\$1,804,048		\$21,648,581	
Age 34 and under	Age 35 through 64	Age 65 through 74		Age 75 and over	
1	184	757		660	



Education – Participants by program during FY 2024

MGIB-AD	MGIB-SR	DEA	VEAP	Post 9/11	Total participants
50	692	2,953	0	2,912	6,607



Insurance

Life insurance payments during FY 2024	Total face value of insurance at the end of FY 2024	Total number of policies at the end of FY 2024
\$8,254,204	\$58,960,246	4,076



Home Loan Guaranty – Loans guaranteed during FY 2024

Number of loans	Total amount of loans
4,486	\$1,242,230,720



Veteran Readiness and Employment – Participants during FY 2024

Total applicants	Number of new plans of service (enrollments)	Number of entitled applicants	Number of program participants	Number of Veterans rehabilitated through independent living	Number of Veterans rehabilitated by obtaining suitable employment
1,288	269	527	743	1	56



U.S. Department
of Veterans Affairs
Veterans Benefits
Administration



Missouri

Estimated total Veteran
population: 384,479



Compensation – Veterans on the rolls at the end of FY 2024

Number of Veterans		Estimated total amount paid monthly		Estimated total amount paid annually	
119,699		\$236,248,538		\$2,834,982,450	
Age 34 and under	Age 35 through 54	Age 55 through 74		Age 75 and over	
11,826	36,196	40,994		30,675	



Pension – Veterans on the rolls at the end of FY 2024

Number of Veterans		Estimated total amount paid monthly		Estimated total amount paid annually	
3,335		\$4,220,828		\$50,649,936	
Age 34 and under	Age 35 through 64	Age 65 through 74		Age 75 and over	
2	298	1,456		1,579	



Education – Participants by program during FY 2024

MGIB-AD	MGIB-SR	DEA	VEAP	Post 9/11	Total participants
346	902	3,544	0	8,089	12,881



Insurance

Life insurance payments during FY 2024	Total face value of insurance at the end of FY 2024	Total number of policies at the end of FY 2024
\$12,609,025	\$90,066,982	6,138



Home Loan Guaranty – Loans guaranteed during FY 2024

Number of loans	Total amount of loans
9,053	\$2,576,442,470



Veteran Readiness and Employment – Participants during FY 2024

Total applicants	Number of new plans of service (enrollments)	Number of entitled applicants	Number of program participants	Number of Veterans rehabilitated through independent living	Number of Veterans rehabilitated by obtaining suitable employment
1,930	625	1,070	1,918	0	174



VA



**U.S. Department
of Veterans Affairs**
Veterans Benefits
Administration

Estimated total Veteran
population: 87,185

Montana



Compensation – Veterans on the rolls at the end of FY 2024

Number of Veterans		Estimated total amount paid monthly		Estimated total amount paid annually	
29,753		\$58,102,277		\$697,227,318	
Age 34 and under	Age 35 through 54	Age 55 through 74		Age 75 and over	
2,901	10,044	9,680		7,127	



Pension – Veterans on the rolls at the end of FY 2024

Number of Veterans		Estimated total amount paid monthly		Estimated total amount paid annually	
677		\$694,258		\$8,331,097	
Age 34 and under	Age 35 through 64	Age 65 through 74		Age 75 and over	
1	47	304		325	



Education – Participants by program during FY 2024

MGIB-AD	MGIB-SR	DEA	VEAP	Post 9/11	Total participants
22	200	649	0	1,286	2,157



Insurance

Life insurance payments during FY 2024	Total face value of insurance at the end of FY 2024	Total number of policies at the end of FY 2024
\$2,820,289	\$20,145,485	1,323



Home Loan Guaranty – Loans guaranteed during FY 2024

Number of loans	Total amount of loans
1,854	\$764,228,896



Veteran Readiness and Employment – Participants during FY 2024

Total applicants	Number of new plans of service (enrollments)	Number of entitled applicants	Number of program participants	Number of Veterans rehabilitated through independent living	Number of Veterans rehabilitated by obtaining suitable employment
675	243	358	821	0	60



U.S. Department
of Veterans Affairs
Veterans Benefits
Administration



Nebraska

Estimated total Veteran
population: 117,623



Compensation – Veterans on the rolls at the end of FY 2024

Number of Veterans		Estimated total amount paid monthly		Estimated total amount paid annually	
48,257		\$79,512,096		\$954,145,155	
Age 34 and under	Age 35 through 54	Age 55 through 74		Age 75 and over	
4,034	13,360	15,903		14,950	



Pension – Veterans on the rolls at the end of FY 2024

Number of Veterans		Estimated total amount paid monthly		Estimated total amount paid annually	
635		\$792,486		\$9,509,828	
Age 34 and under	Age 35 through 64	Age 65 through 74		Age 75 and over	
3	75	279		278	



Education – Participants by program during FY 2024

MGIB-AD	MGIB-SR	DEA	VEAP	Post 9/11	Total participants
126	377	1,745	0	2,806	5,054



Insurance

Life insurance payments during FY 2024	Total face value of insurance at the end of FY 2024	Total number of policies at the end of FY 2024
\$4,480,684	\$32,005,783	2,138



Home Loan Guaranty – Loans guaranteed during FY 2024

Number of loans	Total amount of loans
2,744	\$868,078,342



Veteran Readiness and Employment – Participants during FY 2024

Total applicants	Number of new plans of service (enrollments)	Number of entitled applicants	Number of program participants	Number of Veterans rehabilitated through independent living	Number of Veterans rehabilitated by obtaining suitable employment
688	256	367	727	0	60



VA



U.S. Department
of Veterans Affairs
Veterans Benefits
Administration

Estimated total Veteran
population: 207,660

Nevada



Compensation – Veterans on the rolls at the end of FY 2024

Number of Veterans		Estimated total amount paid monthly		Estimated total amount paid annually	
75,656		\$173,379,570		\$2,080,554,839	
Age 34 and under	Age 35 through 54	Age 55 through 74		Age 75 and over	
9,316	25,193	25,777		15,368	



Pension – Veterans on the rolls at the end of FY 2024

Number of Veterans		Estimated total amount paid monthly		Estimated total amount paid annually	
1,559		\$1,709,597		\$20,515,159	
Age 34 and under	Age 35 through 64	Age 65 through 74		Age 75 and over	
1	125	667		766	



Education – Participants by program during FY 2024

MGIB-AD	MGIB-SR	DEA	VEAP	Post 9/11	Total participants
60	331	2,007	0	3,512	5,910



Insurance

Life insurance payments during FY 2024	Total face value of insurance at the end of FY 2024	Total number of policies at the end of FY 2024
\$8,200,248	\$58,574,835	4,028



Home Loan Guaranty – Loans guaranteed during FY 2024

Number of loans	Total amount of loans
6,040	\$2,681,330,068



Veteran Readiness and Employment – Participants during FY 2024

Total applicants	Number of new plans of service (enrollments)	Number of entitled applicants	Number of program participants	Number of Veterans rehabilitated through independent living	Number of Veterans rehabilitated by obtaining suitable employment
2,621	664	1,044	1,938	1	122



U.S. Department
of Veterans Affairs
Veterans Benefits
Administration



New Hampshire

Estimated total Veteran
population: 90,743



Compensation – Veterans on the rolls at the end of FY 2024

Number of Veterans		Estimated total amount paid monthly		Estimated total amount paid annually	
26,012		\$47,541,050		\$570,492,599	
Age 34 and under	Age 35 through 54	Age 55 through 74		Age 75 and over	
2,854	8,120	8,351		6,687	



Pension – Veterans on the rolls at the end of FY 2024

Number of Veterans		Estimated total amount paid monthly		Estimated total amount paid annually	
376		\$476,134		\$5,713,608	
Age 34 and under	Age 35 through 64	Age 65 through 74		Age 75 and over	
0	11	134		231	



Education – Participants by program during FY 2024

MGIB-AD	MGIB-SR	DEA	VEAP	Post 9/11	Total participants
520	404	3,667	0	13,210	17,801



Insurance

Life insurance payments during FY 2024	Total face value of insurance at the end of FY 2024	Total number of policies at the end of FY 2024
\$3,020,925	\$21,578,637	1,463



Home Loan Guaranty – Loans guaranteed during FY 2024

Number of loans	Total amount of loans
1,432	\$618,304,411



Veteran Readiness and Employment – Participants during FY 2024

Total applicants	Number of new plans of service (enrollments)	Number of entitled applicants	Number of program participants	Number of Veterans rehabilitated through independent living	Number of Veterans rehabilitated by obtaining suitable employment
468	184	281	705	2	53



VA



U.S. Department
of Veterans Affairs
Veterans Benefits
Administration

Estimated total Veteran
population: 295,749

New Jersey



Compensation – Veterans on the rolls at the end of FY 2024

Number of Veterans		Estimated total amount paid monthly		Estimated total amount paid annually	
69,115		\$147,310,082		\$1,767,720,982	
Age 34 and under	Age 35 through 54	Age 55 through 74		Age 75 and over	
8,512	20,877	18,792		20,930	



Pension – Veterans on the rolls at the end of FY 2024

Number of Veterans		Estimated total amount paid monthly		Estimated total amount paid annually	
1,702		\$2,570,684		\$30,848,211	
Age 34 and under	Age 35 through 64	Age 65 through 74		Age 75 and over	
0	71	450		1,181	



Education – Participants by program during FY 2024

MGIB-AD	MGIB-SR	DEA	VEAP	Post 9/11	Total participants
80	539	1,478	0	5,476	7,573



Insurance

Life insurance payments during FY 2024	Total face value of insurance at the end of FY 2024	Total number of policies at the end of FY 2024
\$13,363,701	\$95,457,672	6,816



Home Loan Guaranty – Loans guaranteed during FY 2024

Number of loans	Total amount of loans
3,778	\$1,588,298,399



Veteran Readiness and Employment – Participants during FY 2024

Total applicants	Number of new plans of service (enrollments)	Number of entitled applicants	Number of program participants	Number of Veterans rehabilitated through independent living	Number of Veterans rehabilitated by obtaining suitable employment
2,203	586	1,069	1,822	12	121



U.S. Department
of Veterans Affairs
Veterans Benefits
Administration



New Mexico

Estimated total Veteran
population: 150,935



Compensation – Veterans on the rolls at the end of FY 2024

Number of Veterans		Estimated total amount paid monthly	Estimated total amount paid annually
45,671		\$104,260,392	\$1,251,124,699
Age 34 and under	Age 35 through 54	Age 55 through 74	Age 75 and over
4,097	13,769	16,613	11,191



Pension – Veterans on the rolls at the end of FY 2024

Number of Veterans		Estimated total amount paid monthly	Estimated total amount paid annually
1,192		\$1,348,213	\$16,178,561
Age 34 and under	Age 35 through 64	Age 65 through 74	Age 75 and over
2	113	492	585



Education – Participants by program during FY 2024

MGIB-AD	MGIB-SR	DEA	VEAP	Post 9/11	Total participants
123	112	1,665	0	1,834	3,734



Insurance

Life insurance payments during FY 2024	Total face value of insurance at the end of FY 2024	Total number of policies at the end of FY 2024
\$6,964,613	\$49,748,627	3,766



Home Loan Guaranty – Loans guaranteed during FY 2024

Number of loans	Total amount of loans
3,877	\$1,283,501,602



Veteran Readiness and Employment – Participants during FY 2024

Total applicants	Number of new plans of service (enrollments)	Number of entitled applicants	Number of program participants	Number of Veterans rehabilitated through independent living	Number of Veterans rehabilitated by obtaining suitable employment
972	285	487	807	5	77



VA



U.S. Department
of Veterans Affairs
Veterans Benefits
Administration

Estimated total Veteran
population: 637,542

New York

Compensation – Veterans on the rolls at the end of FY 2024



Number of Veterans		Estimated total amount paid monthly	Estimated total amount paid annually
146,375		\$298,220,631	\$3,578,647,576
Age 34 and under	Age 35 through 54	Age 55 through 74	Age 75 and over
17,590	44,848	42,635	41,301

Pension – Veterans on the rolls at the end of FY 2024



Number of Veterans		Estimated total amount paid monthly	Estimated total amount paid annually
5,215		\$5,841,002	\$70,092,029
Age 34 and under	Age 35 through 64	Age 65 through 74	Age 75 and over
3	399	2,050	2,762

Education – Participants by program during FY 2024



MGIB-AD	MGIB-SR	DEA	VEAP	Post 9/11	Total participants
201	704	4,247	0	13,940	19,092

Insurance



Life insurance payments during FY 2024	Total face value of insurance at the end of FY 2024	Total number of policies at the end of FY 2024
\$27,118,468	\$193,708,761	13,605

Home Loan Guaranty – Loans guaranteed during FY 2024



Number of loans	Total amount of loans
4,462	\$1,487,174,817

Veteran Readiness and Employment – Participants during FY 2024



Total applicants	Number of new plans of service (enrollments)	Number of entitled applicants	Number of program participants	Number of Veterans rehabilitated through independent living	Number of Veterans rehabilitated by obtaining suitable employment
4,207	1,176	1,829	3,688	10	220



U.S. Department
of Veterans Affairs
Veterans Benefits
Administration



North Carolina

Estimated total Veteran
population: 682,186



Compensation – Veterans on the rolls at the end of FY 2024

Number of Veterans		Estimated total amount paid monthly		Estimated total amount paid annually	
269,721		\$645,683,943		\$7,748,207,320	
Age 34 and under	Age 35 through 54	Age 55 through 74		Age 75 and over	
34,778	87,677	95,725		51,588	



Pension – Veterans on the rolls at the end of FY 2024

Number of Veterans		Estimated total amount paid monthly		Estimated total amount paid annually	
3,892		\$4,455,623		\$53,467,479	
Age 34 and under	Age 35 through 64	Age 65 through 74		Age 75 and over	
5	317	1,710		1,860	



Education – Participants by program during FY 2024

MGIB-AD	MGIB-SR	DEA	VEAP	Post 9/11	Total participants
536	881	14,920	0	15,642	31,979



Insurance

Life insurance payments during FY 2024	Total face value of insurance at the end of FY 2024	Total number of policies at the end of FY 2024
\$40,185,821	\$287,049,600	20,159



Home Loan Guaranty – Loans guaranteed during FY 2024

Number of loans	Total amount of loans
26,507	\$8,793,874,952



Veteran Readiness and Employment – Participants during FY 2024

Total applicants	Number of new plans of service (enrollments)	Number of entitled applicants	Number of program participants	Number of Veterans rehabilitated through independent living	Number of Veterans rehabilitated by obtaining suitable employment
8,734	2,671	3,913	8,169	9	546



VA



U.S. Department
of Veterans Affairs
Veterans Benefits
Administration

Estimated total Veteran
population: 47,478

North Dakota



Compensation – Veterans on the rolls at the end of FY 2024

Number of Veterans		Estimated total amount paid monthly		Estimated total amount paid annually	
15,318		\$27,696,720		\$332,360,643	
Age 34 and under	Age 35 through 54	Age 55 through 74		Age 75 and over	
1,420	5,017	5,052		3,828	



Pension – Veterans on the rolls at the end of FY 2024

Number of Veterans		Estimated total amount paid monthly		Estimated total amount paid annually	
258		\$245,272		\$2,943,268	
Age 34 and under	Age 35 through 64	Age 65 through 74		Age 75 and over	
0	17	113		128	



Education – Participants by program during FY 2024

MGIB-AD	MGIB-SR	DEA	VEAP	Post 9/11	Total participants
31	478	599	0	1,239	2,347



Insurance

Life insurance payments during FY 2024	Total face value of insurance at the end of FY 2024	Total number of policies at the end of FY 2024
\$1,455,406	\$10,396,050	775



Home Loan Guaranty – Loans guaranteed during FY 2024

Number of loans	Total amount of loans
1,053	\$305,134,797



Veteran Readiness and Employment – Participants during FY 2024

Total applicants	Number of new plans of service (enrollments)	Number of entitled applicants	Number of program participants	Number of Veterans rehabilitated through independent living	Number of Veterans rehabilitated by obtaining suitable employment
227	93	142	341	0	32



U.S. Department
of Veterans Affairs
Veterans Benefits
Administration





Compensation – Veterans on the rolls at the end of FY 2024

Number of Veterans		Estimated total amount paid monthly	Estimated total amount paid annually
180,969		\$329,203,055	\$3,950,436,659
Age 34 and under	Age 35 through 54	Age 55 through 74	Age 75 and over
19,410	53,906	59,595	48,058



Pension – Veterans on the rolls at the end of FY 2024

Number of Veterans		Estimated total amount paid monthly	Estimated total amount paid annually
6,960		\$8,269,092	\$99,229,107
Age 34 and under	Age 35 through 64	Age 65 through 74	Age 75 and over
4	812	3,180	2,964



Education – Participants by program during FY 2024

MGIB-AD	MGIB-SR	DEA	VEAP	Post 9/11	Total participants
189	1,880	4,358	0	10,190	16,617



Insurance

Life insurance payments during FY 2024	Total face value of insurance at the end of FY 2024	Total number of policies at the end of FY 2024
\$20,788,840	\$148,495,865	10,529



Home Loan Guaranty – Loans guaranteed during FY 2024

Number of loans	Total amount of loans
12,429	\$3,459,087,849



Veteran Readiness and Employment – Participants during FY 2024

Total applicants	Number of new plans of service (enrollments)	Number of entitled applicants	Number of program participants	Number of Veterans rehabilitated through independent living	Number of Veterans rehabilitated by obtaining suitable employment
3,410	1,083	1,897	3,570	6	272


VA


U.S. Department
of Veterans Affairs
Veterans Benefits
Administration

Estimated total Veteran
population: 278,538

Oklahoma



Compensation – Veterans on the rolls at the end of FY 2024

Number of Veterans		Estimated total amount paid monthly	Estimated total amount paid annually
114,091		\$262,419,729	\$3,149,036,750
Age 34 and under	Age 35 through 54	Age 55 through 74	Age 75 and over
10,720	37,413	38,612	27,346



Pension – Veterans on the rolls at the end of FY 2024

Number of Veterans		Estimated total amount paid monthly	Estimated total amount paid annually
1,835		\$2,493,156	\$29,917,868
Age 34 and under	Age 35 through 64	Age 65 through 74	Age 75 and over
4	198	816	817



Education – Participants by program during FY 2024

MGIB-AD	MGIB-SR	DEA	VEAP	Post 9/11	Total participants
168	905	5,037	0	5,109	11,219



Insurance

Life insurance payments during FY 2024	Total face value of insurance at the end of FY 2024	Total number of policies at the end of FY 2024
\$13,464,078	\$96,174,673	7,255



Home Loan Guaranty – Loans guaranteed during FY 2024

Number of loans	Total amount of loans
7,592	\$2,129,350,022



Veteran Readiness and Employment – Participants during FY 2024

Total applicants	Number of new plans of service (enrollments)	Number of entitled applicants	Number of program participants	Number of Veterans rehabilitated through independent living	Number of Veterans rehabilitated by obtaining suitable employment
2,479	757	1,286	2,157	2	171



U.S. Department
of Veterans Affairs
Veterans Benefits
Administration



Oregon

Estimated total Veteran
population: 259,913



Compensation – Veterans on the rolls at the end of FY 2024

Number of Veterans		Estimated total amount paid monthly	Estimated total amount paid annually
83,860		\$161,967,847	\$1,943,614,169
Age 34 and under	Age 35 through 54	Age 55 through 74	Age 75 and over
8,364	25,291	26,322	23,877



Pension – Veterans on the rolls at the end of FY 2024

Number of Veterans		Estimated total amount paid monthly	Estimated total amount paid annually
2,695		\$2,827,038	\$33,924,451
Age 34 and under	Age 35 through 64	Age 65 through 74	Age 75 and over
2	215	1,301	1,177



Education – Participants by program during FY 2024

MGIB-AD	MGIB-SR	DEA	VEAP	Post 9/11	Total participants
54	234	1,953	0	5,099	7,340



Insurance

Life insurance payments during FY 2024	Total face value of insurance at the end of FY 2024	Total number of policies at the end of FY 2024
\$8,755,564	\$62,541,490	4,450



Home Loan Guaranty – Loans guaranteed during FY 2024

Number of loans	Total amount of loans
4,181	\$1,765,234,308



Veteran Readiness and Employment – Participants during FY 2024

Total applicants	Number of new plans of service (enrollments)	Number of entitled applicants	Number of program participants	Number of Veterans rehabilitated through independent living	Number of Veterans rehabilitated by obtaining suitable employment
1,750	388	656	1,522	0	127



VA



**U.S. Department
of Veterans Affairs**
Veterans Benefits
Administration

Estimated total Veteran
population: 667,098

Pennsylvania



Compensation – Veterans on the rolls at the end of FY 2024

Number of Veterans		Estimated total amount paid monthly	Estimated total amount paid annually
161,506		\$320,931,992	\$3,851,183,901
Age 34 and under	Age 35 through 54	Age 55 through 74	Age 75 and over
15,657	47,588	52,077	46,175



Pension – Veterans on the rolls at the end of FY 2024

Number of Veterans		Estimated total amount paid monthly	Estimated total amount paid annually
5,566		\$7,187,766	\$86,253,187
Age 34 and under	Age 35 through 64	Age 65 through 74	Age 75 and over
5	446	2,086	3,029



Education – Participants by program during FY 2024

MGIB-AD	MGIB-SR	DEA	VEAP	Post 9/11	Total participants
151	1,622	4,379	0	11,218	17,370



Insurance

Life insurance payments during FY 2024	Total face value of insurance at the end of FY 2024	Total number of policies at the end of FY 2024
\$24,548,140	\$175,348,759	12,765



Home Loan Guaranty – Loans guaranteed during FY 2024

Number of loans	Total amount of loans
8,314	\$2,479,643,557



Veteran Readiness and Employment – Participants during FY 2024

Total applicants	Number of new plans of service (enrollments)	Number of entitled applicants	Number of program participants	Number of Veterans rehabilitated through independent living	Number of Veterans rehabilitated by obtaining suitable employment
2,984	928	1,434	2,760	2	219



U.S. Department
of Veterans Affairs
Veterans Benefits
Administration



Rhode Island

Estimated total Veteran
population: 53,256



Compensation – Veterans on the rolls at the end of FY 2024

Number of Veterans		Estimated total amount paid monthly		Estimated total amount paid annually	
15,196		\$28,113,397		\$337,360,761	
Age 34 and under	Age 35 through 54	Age 55 through 74		Age 75 and over	
1,638	4,154	4,760		4,644	



Pension – Veterans on the rolls at the end of FY 2024

Number of Veterans		Estimated total amount paid monthly		Estimated total amount paid annually	
335		\$373,314		\$4,479,768	
Age 34 and under	Age 35 through 64	Age 65 through 74		Age 75 and over	
0	15	139		181	



Education – Participants by program during FY 2024

MGIB-AD	MGIB-SR	DEA	VEAP	Post 9/11	Total participants
8	113	359	0	1,062	1,542



Insurance

Life insurance payments during FY 2024	Total face value of insurance at the end of FY 2024	Total number of policies at the end of FY 2024
\$1,887,506	\$13,482,559	973



Home Loan Guaranty – Loans guaranteed during FY 2024

Number of loans	Total amount of loans
681	\$302,828,022



Veteran Readiness and Employment – Participants during FY 2024

Total applicants	Number of new plans of service (enrollments)	Number of entitled applicants	Number of program participants	Number of Veterans rehabilitated through independent living	Number of Veterans rehabilitated by obtaining suitable employment
424	203	269	705	0	47



VA



**U.S. Department
of Veterans Affairs**
Veterans Benefits
Administration

Estimated total Veteran
population: 387,638

South Carolina



Compensation – Veterans on the rolls at the end of FY 2024

Number of Veterans		Estimated total amount paid monthly		Estimated total amount paid annually	
146,870		\$339,777,170		\$4,077,326,041	
Age 34 and under	Age 35 through 54	Age 55 through 74		Age 75 and over	
15,402	46,748	53,967		30,749	



Pension – Veterans on the rolls at the end of FY 2024

Number of Veterans		Estimated total amount paid monthly		Estimated total amount paid annually	
2,642		\$3,200,404		\$38,404,853	
Age 34 and under	Age 35 through 64	Age 65 through 74		Age 75 and over	
5	262	1,099		1,276	



Education – Participants by program during FY 2024

MGIB-AD	MGIB-SR	DEA	VEAP	Post 9/11	Total participants
125	668	7,637	0	7,210	15,640



Insurance

Life insurance payments during FY 2024	Total face value of insurance at the end of FY 2024	Total number of policies at the end of FY 2024
\$22,574,560	\$161,251,362	11,545



Home Loan Guaranty – Loans guaranteed during FY 2024

Number of loans	Total amount of loans
14,431	\$4,878,073,245



Veteran Readiness and Employment – Participants during FY 2024

Total applicants	Number of new plans of service (enrollments)	Number of entitled applicants	Number of program participants	Number of Veterans rehabilitated through independent living	Number of Veterans rehabilitated by obtaining suitable employment
4,216	1,324	1,978	4,185	1	290



U.S. Department
of Veterans Affairs
Veterans Benefits
Administration



South Dakota

Estimated total Veteran population: 63,362



Compensation – Veterans on the rolls at the end of FY 2024

Number of Veterans		Estimated total amount paid monthly	Estimated total amount paid annually
22,588		\$39,269,816	\$471,237,796
Age 34 and under	Age 35 through 54	Age 55 through 74	Age 75 and over
1,640	6,971	8,503	5,472



Pension – Veterans on the rolls at the end of FY 2024

Number of Veterans		Estimated total amount paid monthly	Estimated total amount paid annually
449		\$483,041	\$5,796,497
Age 34 and under	Age 35 through 64	Age 65 through 74	Age 75 and over
0	42	199	208



Education – Participants by program during FY 2024

MGIB-AD	MGIB-SR	DEA	VEAP	Post 9/11	Total participants
39	461	567	0	1,206	2,273



Insurance

Life insurance payments during FY 2024	Total face value of insurance at the end of FY 2024	Total number of policies at the end of FY 2024
\$2,235,852	\$15,970,820	1,103



Home Loan Guaranty – Loans guaranteed during FY 2024

Number of loans	Total amount of loans
1,279	\$427,139,419



Veteran Readiness and Employment – Participants during FY 2024

Total applicants	Number of new plans of service (enrollments)	Number of entitled applicants	Number of program participants	Number of Veterans rehabilitated through independent living	Number of Veterans rehabilitated by obtaining suitable employment
354	148	197	479	0	40



VA



U.S. Department of Veterans Affairs
Veterans Benefits Administration

Estimated total Veteran
population: 430,165

Tennessee



Compensation – Veterans on the rolls at the end of FY 2024

Number of Veterans		Estimated total amount paid monthly	Estimated total amount paid annually
160,163		\$343,629,818	\$4,123,557,810
Age 34 and under	Age 35 through 54	Age 55 through 74	Age 75 and over
18,063	49,490	57,572	35,038



Pension – Veterans on the rolls at the end of FY 2024

Number of Veterans		Estimated total amount paid monthly	Estimated total amount paid annually
3,671		\$4,357,096	\$52,285,156
Age 34 and under	Age 35 through 64	Age 65 through 74	Age 75 and over
3	343	1,646	1,679



Education – Participants by program during FY 2024

MGIB-AD	MGIB-SR	DEA	VEAP	Post 9/11	Total participants
178	636	5,565	0	9,245	15,624



Insurance

Life insurance payments during FY 2024	Total face value of insurance at the end of FY 2024	Total number of policies at the end of FY 2024
\$18,160,617	\$129,722,321	9,042



Home Loan Guaranty – Loans guaranteed during FY 2024

Number of loans	Total amount of loans
13,729	\$4,852,275,508



Veteran Readiness and Employment – Participants during FY 2024

Total applicants	Number of new plans of service (enrollments)	Number of entitled applicants	Number of program participants	Number of Veterans rehabilitated through independent living	Number of Veterans rehabilitated by obtaining suitable employment
3,599	791	1,472	2,787	3	219



U.S. Department
of Veterans Affairs
Veterans Benefits
Administration



Texas

Estimated total Veteran population: 1,528,652



Compensation – Veterans on the rolls at the end of FY 2024

Number of Veterans		Estimated total amount paid monthly		Estimated total amount paid annually	
642,981		\$1,501,084,617		\$18,013,015,407	
Age 34 and under	Age 35 through 54	Age 55 through 74		Age 75 and over	
89,295	251,513	196,809		105,355	



Pension – Veterans on the rolls at the end of FY 2024

Number of Veterans		Estimated total amount paid monthly		Estimated total amount paid annually	
10,664		\$13,720,892		\$164,650,699	
Age 34 and under	Age 35 through 64	Age 65 through 74		Age 75 and over	
14	1,193	4,536		4,921	



Education – Participants by program during FY 2024

MGIB-AD	MGIB-SR	DEA	VEAP	Post 9/11	Total participants
1,673	1,498	36,490	0	47,212	86,873



Insurance

Life insurance payments during FY 2024	Total face value of insurance at the end of FY 2024	Total number of policies at the end of FY 2024
\$76,173,590	\$544,112,301	35,661



Home Loan Guaranty – Loans guaranteed during FY 2024

Number of loans	Total amount of loans
44,634	\$16,504,919,146



Veteran Readiness and Employment – Participants during FY 2024

Total applicants	Number of new plans of service (enrollments)	Number of entitled applicants	Number of program participants	Number of Veterans rehabilitated through independent living	Number of Veterans rehabilitated by obtaining suitable employment
23,465	5,408	9,299	17,596	22	1,325



VA



U.S. Department of Veterans Affairs
Veterans Benefits Administration

Estimated total Veteran
population: 127,943

Utah



Compensation – Veterans on the rolls at the end of FY 2024

Number of Veterans		Estimated total amount paid monthly	Estimated total amount paid annually
41,874		\$84,612,700	\$1,015,352,401
Age 34 and under	Age 35 through 54	Age 55 through 74	Age 75 and over
5,664	15,346	12,228	8,635



Pension – Veterans on the rolls at the end of FY 2024

Number of Veterans		Estimated total amount paid monthly	Estimated total amount paid annually
812		\$1,179,561	\$14,154,728
Age 34 and under	Age 35 through 64	Age 65 through 74	Age 75 and over
0	74	272	466



Education – Participants by program during FY 2024

MGIB-AD	MGIB-SR	DEA	VEAP	Post 9/11	Total participants
1,454	804	4,712	0	16,232	23,202



Insurance

Life insurance payments during FY 2024	Total face value of insurance at the end of FY 2024	Total number of policies at the end of FY 2024
\$3,679,577	\$26,283,426	1,805



Home Loan Guaranty – Loans guaranteed during FY 2024

Number of loans	Total amount of loans
3,266	\$1,604,976,952



Veteran Readiness and Employment – Participants during FY 2024

Total applicants	Number of new plans of service (enrollments)	Number of entitled applicants	Number of program participants	Number of Veterans rehabilitated through independent living	Number of Veterans rehabilitated by obtaining suitable employment
1,236	411	686	1,364	0	105

VA



U.S. Department
of Veterans Affairs
Veterans Benefits
Administration



Vermont

Estimated total Veteran
population: 37,445



Compensation – Veterans on the rolls at the end of FY 2024

Number of Veterans		Estimated total amount paid monthly	Estimated total amount paid annually
9,070		\$17,640,846	\$211,690,153
Age 34 and under	Age 35 through 54	Age 55 through 74	Age 75 and over
691	2,645	3,189	2,544



Pension – Veterans on the rolls at the end of FY 2024

Number of Veterans		Estimated total amount paid monthly	Estimated total amount paid annually
201		\$184,347	\$2,212,164
Age 34 and under	Age 35 through 64	Age 65 through 74	Age 75 and over
0	12	75	114



Education – Participants by program during FY 2024

MGIB-AD	MGIB-SR	DEA	VEAP	Post 9/11	Total participants
33	66	251	0	888	1,238



Insurance

Life insurance payments during FY 2024	Total face value of insurance at the end of FY 2024	Total number of policies at the end of FY 2024
\$1,133,282	\$8,095,095	564



Home Loan Guaranty – Loans guaranteed during FY 2024

Number of loans	Total amount of loans
389	\$133,798,111



Veteran Readiness and Employment – Participants during FY 2024

Total applicants	Number of new plans of service (enrollments)	Number of entitled applicants	Number of program participants	Number of Veterans rehabilitated through independent living	Number of Veterans rehabilitated by obtaining suitable employment
121	34	61	176	0	16



VA



U.S. Department
of Veterans Affairs
Veterans Benefits
Administration

Estimated total Veteran
population: 678,149

Virginia



Compensation – Veterans on the rolls at the end of FY 2024

Number of Veterans		Estimated total amount paid monthly	Estimated total amount paid annually
259,005		\$578,199,204	\$6,938,390,454
Age 34 and under	Age 35 through 54	Age 55 through 74	Age 75 and over
28,727	98,562	95,837	35,878



Pension – Veterans on the rolls at the end of FY 2024

Number of Veterans		Estimated total amount paid monthly	Estimated total amount paid annually
2,831		\$3,236,915	\$38,842,977
Age 34 and under	Age 35 through 64	Age 65 through 74	Age 75 and over
4	368	1,204	1,255



Education – Participants by program during FY 2024

MGIB-AD	MGIB-SR	DEA	VEAP	Post 9/11	Total participants
844	1,061	17,571	0	30,996	50,472



Insurance

Life insurance payments during FY 2024	Total face value of insurance at the end of FY 2024	Total number of policies at the end of FY 2024
\$28,928,343	\$206,636,801	13,105



Home Loan Guaranty – Loans guaranteed during FY 2024

Number of loans	Total amount of loans
24,919	\$10,907,323,925



Veteran Readiness and Employment – Participants during FY 2024

Total applicants	Number of new plans of service (enrollments)	Number of entitled applicants	Number of program participants	Number of Veterans rehabilitated through independent living	Number of Veterans rehabilitated by obtaining suitable employment
7,625	1,667	2,886	5,194	2	364



U.S. Department
of Veterans Affairs
Veterans Benefits
Administration



Washington

Estimated total Veteran population: 502,028



Compensation – Veterans on the rolls at the end of FY 2024

Number of Veterans		Estimated total amount paid monthly		Estimated total amount paid annually	
164,920		\$320,646,262		\$3,847,755,147	
Age 34 and under	Age 35 through 54	Age 55 through 74		Age 75 and over	
19,484	57,734	54,643		33,057	



Pension – Veterans on the rolls at the end of FY 2024

Number of Veterans		Estimated total amount paid monthly		Estimated total amount paid annually	
2,840		\$3,213,171		\$38,558,051	
Age 34 and under	Age 35 through 64	Age 65 through 74		Age 75 and over	
3	282	1,237		1,318	



Education – Participants by program during FY 2024

MGIB-AD	MGIB-SR	DEA	VEAP	Post 9/11	Total participants
110	255	4,912	0	10,481	15,758



Insurance

Life insurance payments during FY 2024	Total face value of insurance at the end of FY 2024	Total number of policies at the end of FY 2024
\$15,065,241	\$107,611,872	6,978



Home Loan Guaranty – Loans guaranteed during FY 2024

Number of loans	Total amount of loans
10,537	\$5,219,357,305



Veteran Readiness and Employment – Participants during FY 2024

Total applicants	Number of new plans of service (enrollments)	Number of entitled applicants	Number of program participants	Number of Veterans rehabilitated through independent living	Number of Veterans rehabilitated by obtaining suitable employment
4,239	1,004	1,814	3,678	3	329



VA



U.S. Department of Veterans Affairs
Veterans Benefits Administration

Estimated total Veteran
population: 120,912

West Virginia



Compensation – Veterans on the rolls at the end of FY 2024

Number of Veterans		Estimated total amount paid monthly		Estimated total amount paid annually	
41,515		\$90,144,867		\$1,081,738,406	
Age 34 and under	Age 35 through 54	Age 55 through 74		Age 75 and over	
2,979	12,161	14,560		11,814	



Pension – Veterans on the rolls at the end of FY 2024

Number of Veterans		Estimated total amount paid monthly		Estimated total amount paid annually	
1,163		\$1,307,480		\$15,689,759	
Age 34 and under	Age 35 through 64	Age 65 through 74		Age 75 and over	
1	132	536		494	



Education – Participants by program during FY 2024

MGIB-AD	MGIB-SR	DEA	VEAP	Post 9/11	Total participants
850	665	2,227	0	18,352	22,094



Insurance

Life insurance payments during FY 2024	Total face value of insurance at the end of FY 2024	Total number of policies at the end of FY 2024
\$6,057,084	\$43,266,093	3,312



Home Loan Guaranty – Loans guaranteed during FY 2024

Number of loans	Total amount of loans
2,162	\$614,632,916



Veteran Readiness and Employment – Participants during FY 2024

Total applicants	Number of new plans of service (enrollments)	Number of entitled applicants	Number of program participants	Number of Veterans rehabilitated through independent living	Number of Veterans rehabilitated by obtaining suitable employment
616	201	311	693	5	55



Compensation – Veterans on the rolls at the end of FY 2024

Number of Veterans		Estimated total amount paid monthly		Estimated total amount paid annually	
92,652		\$165,814,402		\$1,989,772,825	
Age 34 and under	Age 35 through 54	Age 55 through 74		Age 75 and over	
9,158	26,976	30,375		26,141	



Pension – Veterans on the rolls at the end of FY 2024

Number of Veterans		Estimated total amount paid monthly		Estimated total amount paid annually	
2,227		\$2,528,218		\$30,338,617	
Age 34 and under	Age 35 through 64	Age 65 through 74		Age 75 and over	
2	217	978		1,030	



Education – Participants by program during FY 2024

MGIB-AD	MGIB-SR	DEA	VEAP	Post 9/11	Total participants
98	1,278	2,296	0	5,004	8,676



Insurance

Life insurance payments during FY 2024	Total face value of insurance at the end of FY 2024	Total number of policies at the end of FY 2024
\$11,907,526	\$85,056,132	6,104



Home Loan Guaranty – Loans guaranteed during FY 2024

Number of loans	Total amount of loans
4,922	\$1,486,248,079



Veteran Readiness and Employment – Participants during FY 2024

Total applicants	Number of new plans of service (enrollments)	Number of entitled applicants	Number of program participants	Number of Veterans rehabilitated through independent living	Number of Veterans rehabilitated by obtaining suitable employment
1,163	380	632	1,485	0	155



VA



**U.S. Department
of Veterans Affairs**
Veterans Benefits
Administration

Estimated total Veteran
population: 44,835

Wyoming



Compensation – Veterans on the rolls at the end of FY 2024

Number of Veterans		Estimated total amount paid monthly	Estimated total amount paid annually
16,035		\$29,457,925	\$353,495,105
Age 34 and under	Age 35 through 54	Age 55 through 74	Age 75 and over
1,509	5,277	5,609	3,638



Pension – Veterans on the rolls at the end of FY 2024

Number of Veterans		Estimated total amount paid monthly	Estimated total amount paid annually
210		\$229,189	\$2,750,272
Age 34 and under	Age 35 through 64	Age 65 through 74	Age 75 and over
0	29	88	93



Education – Participants by program during FY 2024

MGIB-AD	MGIB-SR	DEA	VEAP	Post 9/11	Total participants
28	133	359	0	745	1,265



Insurance

Life insurance payments during FY 2024	Total face value of insurance at the end of FY 2024	Total number of policies at the end of FY 2024
\$1,466,997	\$10,478,840	627



Home Loan Guaranty – Loans guaranteed during FY 2024

Number of loans	Total amount of loans
1,279	\$456,454,018



Veteran Readiness and Employment – Participants during FY 2024

Total applicants	Number of new plans of service (enrollments)	Number of entitled applicants	Number of program participants	Number of Veterans rehabilitated through independent living	Number of Veterans rehabilitated by obtaining suitable employment
318	92	149	309	0	20

Puerto Rico

Estimated total Veteran
population: 76,179



Compensation – Veterans on the rolls at the end of FY 2024

Number of Veterans		Estimated total amount paid monthly		Estimated total amount paid annually	
35,673		\$96,313,053		\$1,155,756,631	
Age 34 and under	Age 35 through 54	Age 55 through 74		Age 75 and over	
3,476	8,931	14,097		9,169	



Pension – Veterans on the rolls at the end of FY 2024

Number of Veterans		Estimated total amount paid monthly		Estimated total amount paid annually	
3,701		\$4,103,684		\$49,244,203	
Age 34 and under	Age 35 through 64	Age 65 through 74		Age 75 and over	
1	54	714		2,932	



Education – Participants by program during FY 2024

MGIB-AD	MGIB-SR	DEA	VEAP	Post 9/11	Total participants
43	863	2,402	0	1,930	5,238



Insurance

Life insurance payments during FY 2024	Total face value of insurance at the end of FY 2024	Total number of policies at the end of FY 2024
\$4,545,820	\$32,471,053	2,487



Home Loan Guaranty – Loans guaranteed during FY 2024

Number of loans	Total amount of loans
749	\$178,036,220



Veteran Readiness and Employment – Participants during FY 2024

Total applicants	Number of new plans of service (enrollments)	Number of entitled applicants	Number of program participants	Number of Veterans rehabilitated through independent living	Number of Veterans rehabilitated by obtaining suitable employment
851	252	358	595	0	39



VA



**U.S. Department
of Veterans Affairs**
Veterans Benefits
Administration

Estimated total Veteran population: Included on the "other foreign" page

Philippines



Compensation – Veterans on the rolls at the end of FY 2024

Number of Veterans		Estimated total amount paid monthly		Estimated total amount paid annually	
6,480		\$20,122,761		\$241,473,129	
Age 34 and under	Age 35 through 54	Age 55 through 74	Age 75 and over		
205	1,433	3,360	1,482		



Pension – Veterans on the rolls at the end of FY 2024

Number of Veterans		Estimated total amount paid monthly		Estimated total amount paid annually	
193		\$303,940		\$3,647,280	
Age 34 and under	Age 35 through 64	Age 65 through 74	Age 75 and over		
0	10	57	126		



Education – Participants by program during FY 2024

MGIB-AD	MGIB-SR	DEA	VEAP	Post 9/11	Total participants
11	0	572	0	176	759



Insurance

Life insurance payments during FY 2024	Total face value of insurance at the end of FY 2024	Total number of policies at the end of FY 2024
\$417,784	\$2,984,256	152



Home Loan Guaranty – Loans guaranteed during FY 2024

Number of loans	Total amount of loans
0	\$-



Veteran Readiness and Employment – Participants during FY 2024

Total applicants	Number of new plans of service (enrollments)	Number of entitled applicants	Number of program participants	Number of Veterans rehabilitated through independent living	Number of Veterans rehabilitated by obtaining suitable employment
0	0	0	0	0	0

Other Foreign

Estimated total Veteran population: 95,211



Compensation – Veterans on the rolls at the end of FY 2024

Number of Veterans	Estimated total amount paid monthly		Estimated total amount paid annually
41,254	\$94,565,305		\$1,134,783,654
Age 34 and under	Age 35 through 54	Age 55 through 74	Age 75 and over
4,472	18,115	14,661	4,005



Pension – Veterans on the rolls at the end of FY 2024

Number of Veterans	Estimated total amount paid monthly		Estimated total amount paid annually
338	\$382,852		\$4,594,229
Age 34 and under	Age 35 through 64	Age 65 through 74	Age 75 and over
0	29	106	203



Education – Participants by program during FY 2024

MGIB-AD	MGIB-SR	DEA	VEAP	Post 9/11	Total participants
0	25	205	0	349	579



Insurance

Life insurance payments during FY 2024	Total face value of insurance at the end of FY 2024	Total number of policies at the end of FY 2024
\$2,204,595	\$15,747,551	842



Home Loan Guaranty – Loans guaranteed during FY 2024

Number of loans	Total amount of loans
196	\$93,573,153



Veteran Readiness and Employment – Participants during FY 2024

Total applicants	Number of new plans of service (enrollments)	Number of entitled applicants	Number of program participants	Number of Veterans rehabilitated through independent living	Number of Veterans rehabilitated by obtaining suitable employment
187	36	79	181	0	7



VA



U.S. Department of Veterans Affairs
Veterans Benefits Administration

Regional Office Addresses

Anchorage VA Regional Office 1201 North Muldoon Road Anchorage, AK 99504	AK	Hartford VA Regional Office 555 Willard Avenue, Building 2E – Room 5137 Newington, CT 06111-2693 Mailing Address: P.O. Box 310909 Newington, CT 06131	CT	Chicago VA Regional Office 2122 W. Taylor Street Chicago, IL 60612	IL
Montgomery VA Regional Office 345 Perry Hill Road Montgomery, AL 36109-3798	AL	Wilmington VA Regional Office 1601 Kirkwood Highway Wilmington, DE 19805	DE	Indianapolis VA Regional Office 575 North Pennsylvania Street Indianapolis, IN 46204-1526	IN
Little Rock VA Regional Office 2200 Fort Roots Drive, Building 111 North Little Rock, AR 72114-1756	AR	St. Petersburg VA Regional Office 9500 Bay Pines Boulevard St. Petersburg, FL 33708 Mailing Address: P.O. Box 1437 St. Petersburg, FL 33731	FL	Wichita VA Regional Office Robert J. Dole Regional Office 9111 E. Douglas Ave, Suite 200 Wichita, KS 67207	KS
Phoenix VA Regional Office 3333 North Central Avenue Phoenix, AZ 85012-2405	AZ	Atlanta VA Regional Office Isakson VA Atlanta Regional Office 1700 Clairmont Road Atlanta, GA 30033-4032 Mailing Address: P.O. Box 100026 Decatur, GA 30031-7026	GA	Louisville VA Regional Office 321 West Main Street, Suite 390 Louisville, KY 40202-3835	KY
Oakland VA Regional Office Ronald V. Dellums Federal Building 1301 Clay Street – Suite 1400N Oakland, CA 94612-5209	CA	Honolulu VA Regional Office 459 Patterson Road, East Wing Honolulu, HI 96819	HI	New Orleans VA Regional Office 1250 Polydras Street, Rm 200 New Orleans, LA 70113-2692	LA
San Diego VA Regional Office 8810 Rio San Diego Drive San Diego, CA 92108-1508	CA	Des Moines VA Regional Office 210 Walnut Street – Room 1063 Des Moines, IA 50309-9825	IA	Boston VA Regional Office John F. Kennedy Building Government Center 15 New Sudbury Street Boston, MA 02203-0393	MA
Los Angeles VA Regional Office Federal Building 11000 Wilshire Boulevard Los Angeles, CA 90024-3602	CA	Boise VA Regional Office 444 West Fort Street Boise, ID 83702	ID	Baltimore VA Regional Office Federal Building 31 Hopkins Plaza – Room 233 Baltimore, MD 21201-0001	MD
Denver VA Regional Office 155 Van Gordon Street Denver, CO 80228	CO			Togus VA Regional Office One VA Center Augusta, ME 04330-6795	ME



VA



U.S. Department
of Veterans Affairs
Veterans Benefits
Administration

Detroit VA Regional Office Patrick V. McNamara Federal Building 477 Michigan Avenue – Room 1400 Detroit, MI 48226-2591	MI	Manchester VA Regional Office Norris Cotton Federal Building 275 Chestnut Street Manchester, NH 03101	NH	Portland VA Regional Office 100 SW Main Street, Floor 2 Portland, OR 97204-2998 Mailing Address: 100 SW Main St FL 2 Portland, OR 97204	OR
St. Paul VA Regional Office Bishop Henry Whipple Federal Building One Federal Drive – Fort Snelling St. Paul, MN 55111-4050	MN	Newark VA Regional Office 20 Washington Place Newark, NJ 07102-3174	NJ	Philadelphia VA Regional Office 5000 Wissahickon Avenue Philadelphia, PA 19144 Mailing Address: P.O. Box 8079 Philadelphia, PA 19101	PA
St. Louis VA Regional Office 9700 Page Avenue St. Louis, MO 63103	MO	Albuquerque VA Regional Office 500 Gold Avenue, South West Albuquerque, NM 87102-3118	NM	Pittsburgh VA Regional Office 1000 Liberty Avenue Pittsburgh, PA 15222-4004	PA
Jackson VA Regional Office 1600 East Woodrow Wilson Avenue Jackson, MS 39216	MS	Reno VA Regional Office 5460 Reno Corporate Drive Reno, NV 89511	NV	San Juan VA Regional Office 50 Carr 165 Guaynabo San Juan, PR 00968-8024	PR
Ft. Harrison VA Regional Office 3633 Veterans Drive Ft. Harrison, MT 59636	MT	Buffalo VA Regional Office 130 South Elmwood Avenue Buffalo, NY 14202-2478	NY	Providence VA Regional Office 380 Westminster Street Providence, RI 02903-3246	RI
Winston-Salem VA Regional Office Federal Building 251 North Main Street Winston-Salem, NC 27155-1000	NC	New York VA Regional Office 201 Varick Street, 4 th Floor New York, NY 10014	NY	Columbia VA Regional Office 6437 Garners Ferry Road Columbia, SC 29209-2495	SC
Fargo VA Regional Office 2101 Elm Street Fargo, ND 58102	ND	Cleveland VA Regional Office Anthony J. Celebrezze Federal Building 1240 East 9th Street Cleveland, OH 44199-2001	OH	Sioux Falls VA Regional Office 2501 West 22nd Street Sioux Falls, SD 57105	SD
Lincoln VA Regional Office 3800 Village Drive Lincoln, NE 68516-4198 Mailing Address: PO Box 85816 Lincoln, NE 68501-5816	NE	Muskogee VA Regional Office Federal Building 125 South Main Street Muskogee, OK 74401-7025	OK	Nashville VA Regional Office 110 Ninth Avenue, South Nashville, TN 37203-3817	TN



U.S. Department
of Veterans Affairs
Veterans Benefits
Administration



Houston
VA Regional Office
6900 Alameda Road
Houston, TX 77030-4200

TX

Cheyenne
VA Benefits Office
2360 E. Pershing Blvd.
Cheyenne, WY 82001-5356

WY

Mailing Address

U.S. Department of Veterans Affairs

Evidence Intake Center
PO Box 4444
Janesville, WI 53547-4444

Waco
VA Regional Office
One Veterans Plaza
701 Clay Avenue
Waco, TX 76799-0001

TX

Manila
VA Regional Office
U.S. Embassy
1501 Roxas Blvd
Pasay City, Philippines 1302
Mailing Address:
PSC 501
DPOAP 96515

UT

Salt Lake City
VA Regional Office
550 Foothill Drive
Salt Lake City, UT 84113

Roanoke
VA Regional Office

VA

210 Franklin Rd, SW
Roanoke, VA 24011

White River Junction
VA Regional Office
163 Veterans Drive
White River Junction, VT 05009
Mailing Address:
215 North Main Street
White River Junction, VT 05001

VT

District Offices

Northeast District
Charles F. Prevedel Federal Bldg,
9700 Page Avenue, Suite 301
St. Louis, MO 63132

MO

Southeast District
800 North Point Parkway
Suite 175
Alpharetta, GA 30005

GA

Seattle
VA Regional Office
Federal Building
915 Second Avenue, Room 1392
Seattle, WA 98174-1060

WA

Continental District
155 Van Gordon Street
Lakewood, CO 80228

CO

Milwaukee
VA Regional Office
5400 W. National Avenue
Milwaukee, WI 53214

WI

Pacific District
3333 North Central Avenue,
Suite 3026
Phoenix, AZ 85012-2402

AZ

Huntington
VA Regional Office
640 Fourth Avenue
Huntington, WV 25701-1340

WV

Contact Information

Compensation Information:

1-800-827-1000

Department of Veterans Affairs
home page

www.va.gov

Veterans Benefits Administration
home page

benefits.va.gov

Online forms and applications
va.gov



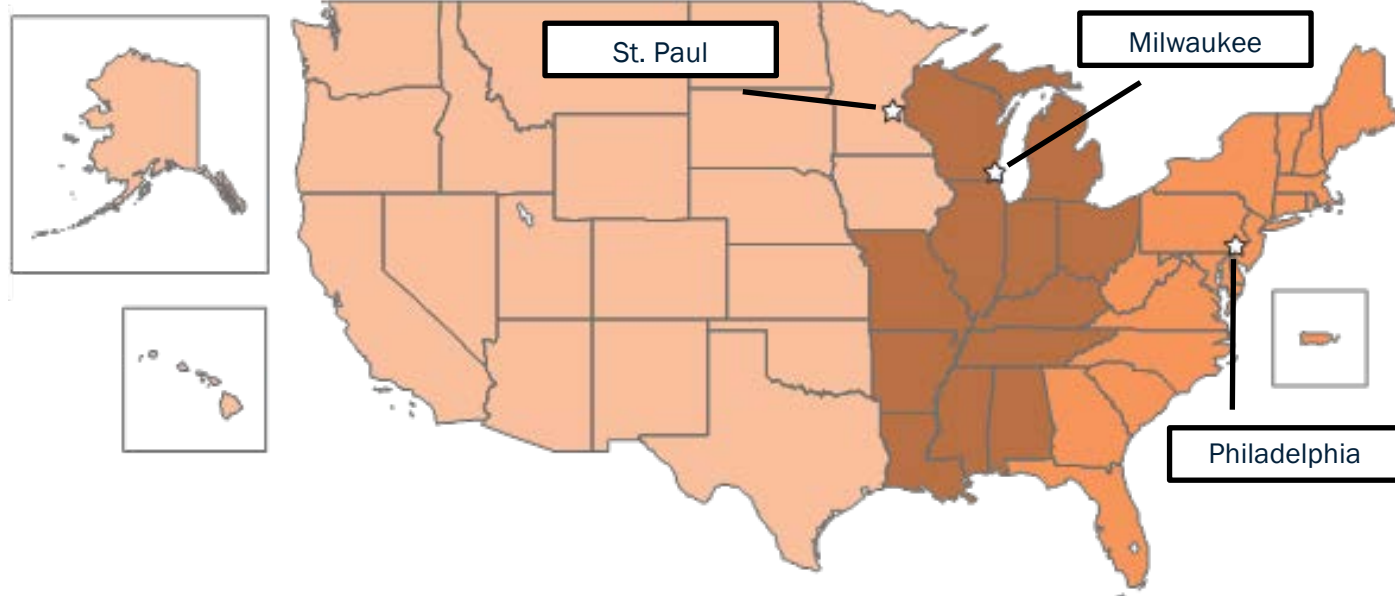
VA



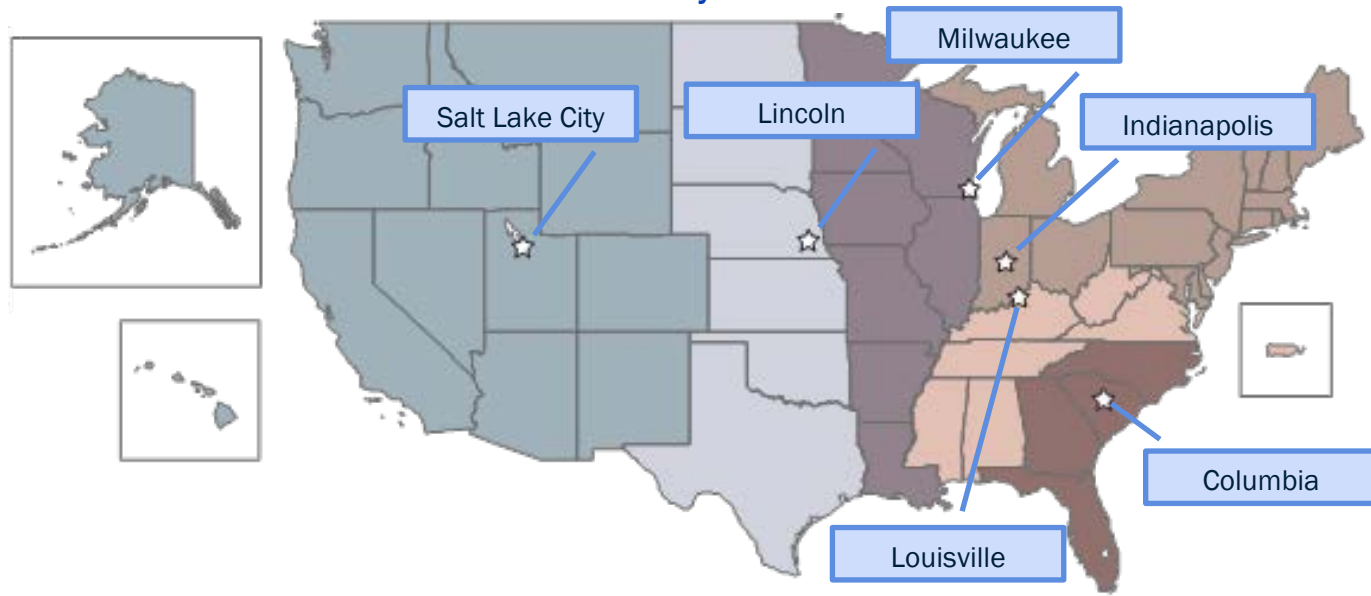
U.S. Department
of Veterans Affairs
Veterans Benefits
Administration

Program Jurisdiction Information/Maps

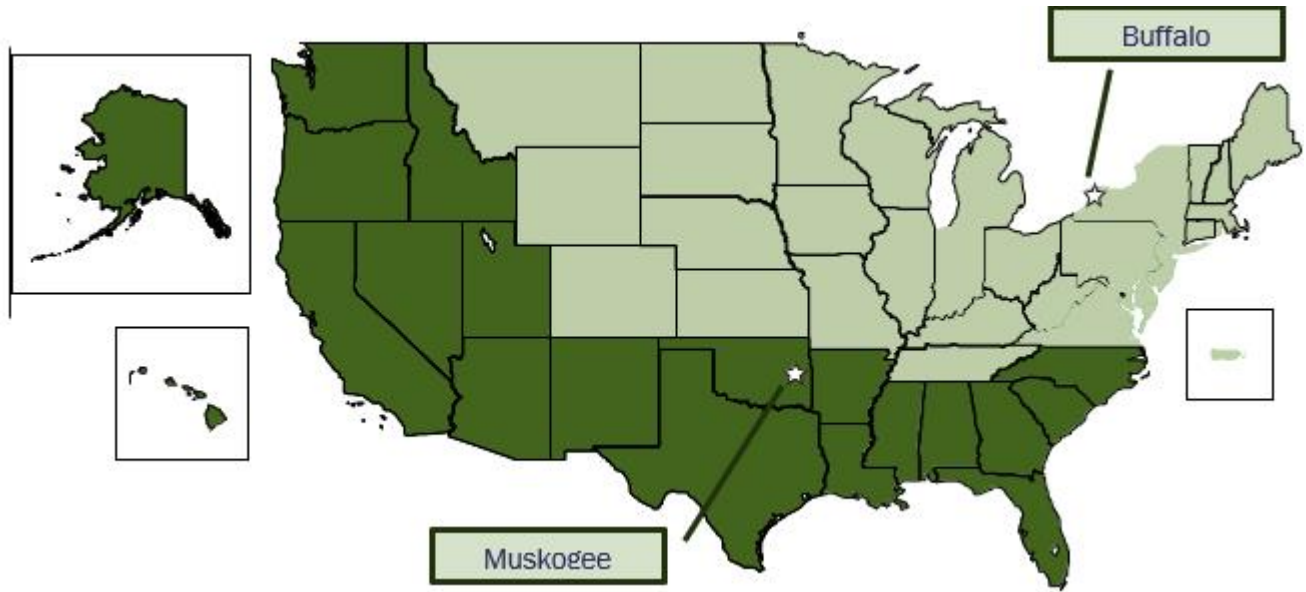
Pension Management Centers



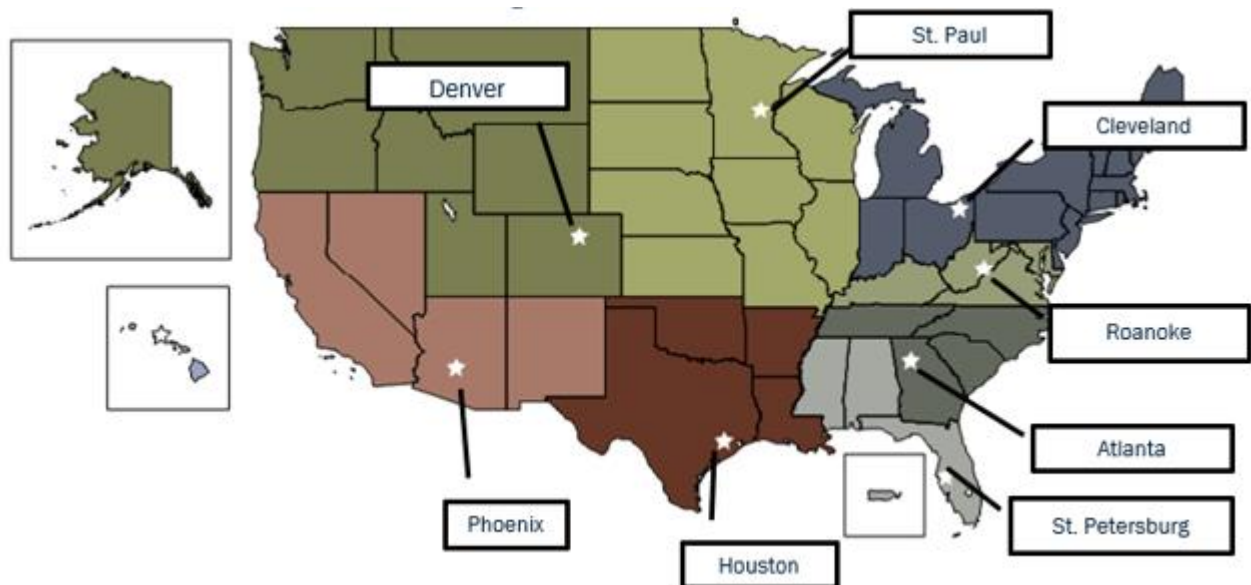
Fiduciary Hubs



Education Regional Processing Offices



Regional Loan Centers



Release history

Version & Changes	Date
Data as of	09/30/2024



VA



**U.S. Department
of Veterans Affairs**
Veterans Benefits
Administration

Glossary

AID AND ATTENDANCE – An additional monetary allowance payable to individuals who are:

In a nursing home or
In need of daily care to help with
feeding, dressing, attending to the
wants of nature, protecting oneself
from hazards of the daily
environment, or keeping clean.

APPLICANTS (VR&E) – Veterans or Servicemembers who have applied for Veteran Readiness and Employment (VR&E) services.

BENEFITS DELIVERY AT DISCHARGE (BDD) – Program to assist active duty personnel in filing for VA benefits prior to their separation or retirement from active duty. VBA provides information about VA benefits and assistance in filing benefit claims.

BODY SYSTEMS – Title 38, Code of Federal Regulations, Part 4, classifies the various areas of the body into fifteen (15) different systems as follows:

Musculoskeletal System
Skin
Auditory
Mental Disorders
Digestive System
Neurological Conditions and Convulsive Disorders
Cardiovascular System
Respiratory System
Endocrine System
Genitourinary System
Eye
Infectious Diseases, Immune Disorders,
Nutritional Deficiencies
Gynecological Conditions
Dental and Oral Conditions
Hemic and Lymphatic Systems

BUYER STATUS – A first-time homeowner or previous homeowner.

CASH-OUT REFINANCE – This refinancing option is for Veterans and Servicemembers interested in taking cash out of their home equity and can be used to refinance a non-VA loan into a VA loan.

CASH SURRENDER – A policyholder, upon request, receives the cash value that accrued in his/her life insurance policy, and in return surrenders all rights, title, and interest to his/her basic and/or paid-up additional insurance coverage amounts.

CERTIFICATE OF ELIGIBILITY (LGY) – Verification to the lender that the potential borrower is qualified for a VA-guaranteed loan. The COE can be applied for online through va.gov or by contacting the borrower's lender.

CHAPTER 31 BENEFITS – Veteran Readiness and Employment program provides benefits and services to Veterans whose service-connected disabilities limit or prohibit employment options.

CODE OF FEDERAL REGULATIONS (CFR) – VA rules and regulations are contained in Title 38 Code of Federal Regulations (38 CFR). The Secretary of Veterans Affairs is empowered to prescribe all rules and regulations, consistent with existing law, necessary or appropriate to carry out the laws administered by the Department (Section 501, Title 38 USC).

COMBINED DEGREE – The combined degree of disability is expressed as a percentage (from 0 to 100 in increments of 10) and represents the overall disabling effect of a Veteran's service-connected disabilities.

COMPLETED EVALUATION (VR&E) – Eligible Applicants who actively participated in initial evaluation services.

COMPENSABLE ZEROES – Disabilities that are independently evaluated at zero percent disabling but produce an employment handicap to warrant a 10% combined disability evaluation. This evaluation entitles the Veteran to receive disability compensation payments.

COMPUTER SYSTEMS – VBA derives statistical data about Veterans from multiple sources and from various computer systems: e.g. VBA Data Warehouse, VBA's Benefits Delivery Network (BDN), the Beneficiary Identification and Records Locator System (BIRLS); and the Board of Veterans' Appeals Control and Locator System (VACOLS).

DEPENDENTS EDUCATIONAL ASSISTANCE

(DEA) – Refers to Dependents Educational Assistance Program (Chapter 35 of the Title 38, U.S. Code). See Survivors and Dependents Educational Assistance.

DEPENDENCY AND INDEMNITY

COMPENSATION (DIC) – A monetary death benefit payable to eligible survivors (surviving spouses, children, and/or dependent parents) of Servicemembers who die in service or as a result of a service-connected death.

DEPENDENTS – Qualifying dependents for VA benefit purposes are a Veteran's spouse and child (natural child, adopted child, or stepchild). A Veteran's mother or father may also be considered a dependent generally if there is financial need.

DIAGNOSTIC CODES – VBA uses four-digit numeric codes to signify specific medical conditions. These numeric codes are in 38 CFR, Part 4.

DIRECT LOAN – A home loan made by the Department of Veterans Affairs directly to Veterans. This is distinct from guaranteed loans, which are made by private lenders and guaranteed by VA.

DISABILITY COMPENSATION – A monetary benefit paid to Veterans for service-connected disability.

PENSION – A monetary benefit paid to wartime Veterans who are age 65 or older, or permanently and totally disabled as the result of a non-service-connected disability. In either case, the Veteran's annual income must not exceed the limit set by statute in order to qualify for this benefit.

DISCONTINUED (VR&E) – Situations in which termination of all services and benefits received under Chapter 31 is necessary.

DIVIDEND – A payment to policyholders in participating life insurance programs. It is an allocation of program surplus funds representing the return of premiums not needed to pay claims and expenses, and a distribution of earnings from investment. Dividends are issued annually on the policy anniversary date.

DMDC – The Defense Manpower Data Center maintains the largest archive of personnel, manpower, training and financial data in the Department of Defense (DoD).

NO DOWN PAYMENT OPTION – The VA home loan guaranty program allows the Veteran to enter the home buying market with the option of providing no down payment. This option is intended to help the Veteran afford the purchase of a suitable home.

EDUCATIONAL ASSISTANCE – A monetary benefit available to eligible Veterans, dependents, reservists, and Servicemembers while they are in an approved training program.

EDUCATION REHABILITATIONS (VR&E) – Veteran pursues additional education or training instead of obtaining employment after completing his/her training under Chapter 31.

ELIGIBLE APPLICANTS (VR&E) – Servicemembers or Veterans are eligible if they have a qualifying service-connected disability or memorandum rating.

ELIGIBILITY – VA benefits require that the Veteran be discharged from active military service under "other than dishonorable" conditions. In addition to this general requirement, there are specific statutory and regulatory requirements for each of the five benefit programs; some of these requirements are described in the sections of this report dealing with the respective benefit programs.

EMPLOYMENT HANDICAP (EH) (VR&E) – An impairment of a Veteran's ability to prepare for, obtain, or retain employment consistent with such Veteran's abilities, aptitudes, and interests if the impairment results in substantial part from a service-connected disability. For Veterans within the 12-year basic period of eligibility and rated at 20 percent or more, a finding of employment handicap results in entitlement to Veteran Readiness and Employment Services.



VA



U.S. Department
of Veterans Affairs
Veterans Benefits
Administration

ENTITLED APPLICANTS (VR&E) – Veterans are determined to be entitled when services are needed to assist them to overcome either an employment handicap or serious employment handicap related to their disabling condition.

ENTITLEMENT (EDU) – The number of months the student is eligible for VA education benefits. This number is usually expressed in months and days the student will be eligible for full-time benefits. Entitlement may vary depending on the education program the individual qualifies under. In no event will entitlement exceed 48 months under any combination of education programs.

ENTITLEMENT (C&P) – Once basic eligibility requirements have been met, decisions on entitlement for C&P benefits are based on statutory and regulatory requirements and the evidence of record that documents these requirements have been met.

FACE VALUE – The dollar amount of life insurance money that would be paid upon the death of the Veteran or at the maturity of the policy, subject to adjustments for indebtedness, dividends, premium overpayments, or “paid-up additions.”

FIDUCIARY – An individual or entity who has been appointed by VA to receive VA benefits on behalf of a beneficiary for the use and benefit of the beneficiary and the beneficiary’s dependents.

FIRST-TIME HOMEOWNER – A Veteran using his home loan entitlement to purchase a home for the first time.

FISCAL YEAR (FY) – Any yearly accounting or budgetary period without regard to its relationship to the calendar year. The Department of Veterans Affairs fiscal year is from October 1 through September 30. The year number of the fiscal year is based on the date on September 30.

FORECAST OF PROGRAM LIABILITIES – Future liabilities represent payments that the government is obligated to deliver in future years. This is much like the obligation of a life insurance company to pay the face amount of a standard policy to beneficiaries at the time of the insured person’s death.

FUNDING FEE – A fee, required by law, charged to Veterans who obtain a VA guaranteed home loan.

FSGLI – Family Servicemembers’ Group Life Insurance was established in 2001 to provide Servicemembers, who have Servicemembers’ Group Life Insurance (SGLI) coverage, the opportunity to have life insurance coverage on their spouses and dependent children.

GI BILL OF RIGHTS – Also known as the Servicemen’s Readjustment Act of 1944 (PL 78-346), which authorized the existence of the Home Loan Guaranty Program.

GUARANTEED LOAN – A loan that is federally backed by the VA home loan provision.

GUARANTY CLAIM AMOUNT – The payment amount calculated for foreclosure, deed-in-lieu, and compromise sale claims based upon total eligible indebtedness, maximum guaranty, and credit to the indebtedness (net value or proceeds from the sale, whichever is greater).

HOUSEBOUND – An additional monetary allowance payable to those individuals who are substantially confined to their home or immediate premises as a result of a permanent disability.

INDIVIDUAL UNEMPLOYABILITY – Veterans unable to secure and follow a substantially gainful occupation by reason of service-connected disability will be rated totally disabled, provided that the Veteran has a single disability rated 60% or more or a combined evaluation of at least 70%, with one disability ratable at 40% or higher.



U.S. Department
of Veterans Affairs
Veterans Benefits
Administration



INTEREST RATE REDUCTION REFINANCE LOAN (IRRRL)

– An IRRRL is a VA-guaranteed loan made to refinance an existing VA-guaranteed loan, generally at a lower interest rate than the existing VA loan, and with lower principal and interest payments than the existing VA loan.

KICKERS (EDU) – Amounts contributed by DoD to an education fund on behalf of participants to encourage enlistment or retention in the Armed Forces. (The military services may use different terms such as “Army College Fund” or “Navy College Fund”, etc.) These amounts are added to any other education benefits to which the person may be entitled. Kickers are applicable only to MGIB-AD, MGIB-SR, VEAP and REAP.

LOAN (INS) – An amount borrowed against the cash value of a permanent plan life insurance policy.

LOAN DEFAULTED-GUARANTY CLAIM PAID – Home Loan Guaranty term used when the borrower defaults on the loan and VA pays the home loan guaranty claim.

LOAN GUARANTY PROGRAM – The benefit program whereby VA guarantees a portion of a loan to lenders to facilitate Veterans obtaining a home.

LOAN LIMITS – The amount a qualified Veteran with full entitlement may be able to borrow without making a down payment. While VA does not set a cap on how much can be borrowed, limits exist on the amount of liability VA can assume, which usually affects the amount of money an institution will lend.

MATURED ENDOWMENT – The face amount of life insurance less any indebtedness that is paid to the insured at maturity of the policy, based on the plan of life insurance. The proceeds may be paid as a lump sum or the insured may request installment payments.

MAXIMUM REHABILITATION GAIN (MRG)

(VR&E) – A Veteran has reached MRG when VR&E is able to measure substantial improvement in the Veteran’s circumstances that is directly attributable to services provided to VR&E. Specifically:

- Services contributed to a Veteran obtaining or maintaining employment that does not meet the criteria for rehabilitation, or
- Services substantially improved the circumstances of a Veteran who is not currently employable in a suitable job.

MGIB-AD – The Montgomery GI Bill-Active Duty Educational Assistance Program (Chapter 30 of Title 38, U.S. Code) which provides educational assistance to persons who served on active duty in the Armed Forces.

MGIB-SR – The Montgomery GI Bill-Selected Reserve Educational Assistance Program (Chapter 1606 of Title 10, U.S. Code) which provides educational assistance to members of the Selected Reserve or the Ready Reserve of any of the reserve components of the Armed Forces.

MISUSE (FID) – Misuse occurs in any case in which the fiduciary receives payment of benefits for the use and benefit of a beneficiary and uses any part of such payment for a use other than the use and benefit of the beneficiary or the beneficiary’s dependents.

NSLI – National Service Life Insurance was established in 1940 to meet the insurance needs of World War II Veterans. The program closed in 1951.

ORIGINAL DISABILITY CLAIM – A Veteran’s first claim for disability benefits, either compensation or pension or both. Any subsequent claim is categorized as a reopened or supplemental claim.



VA



U.S. Department
of Veterans Affairs
Veterans Benefits
Administration

PAID-UP ADDITIONS – Policyholders with participating policies can use their annual dividends to purchase additional life insurance. Established in 1972, this is the only way most policyholders may increase their life insurance coverage amount.

PARTICIPANTS (VR&E) – Veterans in any stage of the vocational rehabilitation process after the applicant and evaluation phases have been completed, including: extended evaluation, independent living, job-ready status, rehabilitation to employment, and interrupted. Participants also include those discontinued and rehabilitated from a plan of service.

PEACETIME VETERANS – Veterans who served during a period of time not statutorily defined as a period of war.

PRISONERS OF WAR (POWs) – Veterans who were forcibly detained (confined) by an enemy, foreign government, or hostile force while serving in the active military, naval or air service.

PREVIOUS HOMEOWNER – A person who has had a previous ownership interest in a home.

PROTECTED PENSION – The pension program, both disability and death, replaced by Section 306 Pension, which in turn was replaced by the current pension program under the provisions of PL 95-588. Veterans and survivors receiving either Protected Pension or Section 306 Pension may continue to receive the benefits as long as they continue to meet the basic entitlement requirements of the respective programs.

PURCHASE LOAN – A loan made solely for the purpose for purchasing a home.

RANGE OF DISABILITIES – A disability is evaluated according to the VA Schedule for Rating Disabilities in Title 38, CFR, and Part 4. Extent of disability is expressed as a percentage from 0% (for conditions that exist but are not disabling to a compensable degree) to 100%, in increments of 10%. Most disabilities, however, do not have every 10% increment from 0 to 100.

RATING SCHEDULE – Title 38, CFR Part 4.

REAP – The Reserve Educational Assistance Program (Chapter 1607 of Title 10, U.S. Code) which provides educational assistance to members of the Guard and Reserves who serve on active duty in support of a contingency operation under federal authority on or after September 11, 2001.

REFINANCE – The replacement of an existing debt obligation with a debt obligation, generally with better terms.

REGIONAL OFFICE (RO) – A VA field office composed of divisions which carry out the functions of VBA. Fifty-six such offices exist throughout the United States, Puerto Rico, and the Philippines.

REHABILITATION (VR&E) – A determination that a Veteran has successfully obtained and maintained suitable employment and/or has successfully completed an independent living program.

RESERVIST – A member of a reserve component of one of the Armed Forces who has potential entitlement to certain VA benefits by reason of his or her reserve status, including educational assistance under Title 10 of the United States Code, Chapter 1606.

RESTORED ENTITLEMENT – Previously used entitlement may be restored when a property secured by a VA loan is sold and the loan is paid in full, or when an eligible Veteran transferee agrees to assume the outstanding balance on a VA loan and substitute his/her entitlement for the same amount originally used on the loan.

SDVI – Service-Disabled Veterans Insurance was established in 1951 for Veterans separated from service on or after April 25, 1951, under other than dishonorable discharge conditions, who were approved for a service-connected disability rating of 0% or greater within the last two years. This program closed to new enrollment on December 31, 2022.

SECONDARY MARKET – The financial market where mortgages are bought and sold.

SERVICE-CONNECTED – A disease or injury determined to have occurred in or to have been aggravated by military service.



U.S. Department
of Veterans Affairs
Veterans Benefits
Administration



SERIOUS EMPLOYMENT HANDICAP – A significant impairment, caused in whole or in part by a service-connected disability, in the Veteran's ability to prepare for, obtain, or retain employment consistent with his or her abilities, aptitudes, and interests.

SERVICEMEMBER – An individual who is currently serving on active duty.

SGLI – Servicemembers Group Life Insurance was established in 1965 to meet the insurance needs of Servicemembers.

SPECIALLY ADAPTED HOUSING GRANT (SAH) – A grant to a seriously disabled Veteran to assist in adapting his or her home to accommodate limitations caused by the disability.

SPECIAL HOUSING ADAPTATION (SHA) – A grant available to disabled Veterans and Servicemembers who have blindness in both eyes, or have anatomical loss or loss of use of both hands, or disability due to severe burns that have limited motion of one or more extremities. The grant assists in adapting their homes to accommodate limitations caused by the disabilities.

SUITABLE EMPLOYMENT (VR&E) – Employment that does not aggravate the Veteran's disabilities, is stable, and is consistent with his or her pattern of abilities, aptitudes, and interests.

SURVIVORS AND DEPENDENTS EDUCATIONAL ASSISTANCE (DEA) – Under Chapter 35 of Title 38, U.S. Code, a monetary educational benefit payable to eligible dependents and survivors of Veterans.

TITLE 38 CODE OF FEDERAL REGULATIONS – Regulations that pertain to Veterans' benefits.

TOTAL DISABILITY INCOME (INS) – An option available with some insurance policies that provides for monthly payments to policyholders who, prior to their 65th birthday, have incurred a mental or physical disability which prevents them from performing substantially gainful employment.

TOTAL AND PERMANENT DISABILITY – Total ratings are authorized for any disability or combination of disabilities for which the Schedule of Rating Disabilities prescribes a 100% evaluation or, where less than 100%, the requirements for Individual Unemployability are met. Permanence of total disability is considered to exist when the impairment is reasonably certain to continue throughout the life of the disabled Veteran and generally requires no future medical exams.

TSGLI – The Traumatic Injury Protection Program provides automatic traumatic injury coverage to all Servicemembers covered under the Servicemembers' Group Life Insurance (SGLI) program. Every member who has SGLI also has TSGLI effective December 1, 2005. This coverage applies to active duty members, reservists, funeral honors duty and one-day muster duty. This benefit is also provided retroactively for members (whether they were insured for SGLI or not) who incurred certain severe losses as a result of a traumatic injury between October 7, 2001, and December 1, 2005.

USGLI – United States Government Life Insurance was established in 1919 to meet the insurance needs of World War I Veterans. This program closed in 1951.

VALIFE – Veterans Affairs Life Insurance was established in 2023 to meet the insurance needs of Veterans with service-connected disabilities. VALife has no medical underwriting and eliminated time limitations for enrollment for service-connected Veterans under age 81.

VEAP – The Veterans Educational Assistance Program (Chapter 32 of Title 38, U.S. Code) is a contributory educational assistance program for Post-Vietnam Era Veterans.

VETERAN – A person who served in the active military, naval, or air service, and who was discharged or released under conditions other than dishonorable.



VA



U.S. Department
of Veterans Affairs
Veterans Benefits
Administration

VETERANS OPPORTUNITY TO WORK (VOW) TO HIRE HEROES ACT OF 2011

– Provides a seamless transition for Servicemembers, expands education and training opportunities for Veterans, and provides tax credits for employers who hire Veterans with service-connected disabilities.

VETERANS RETRAINING ASSISTANCE

PROGRAM (VRAP) – Part of the Veterans Opportunity to Work (VOW) to Hire Heroes Act of 2011, the Veteran Retraining Assistance Program (VRAP) offered up to 12 months of retraining assistance to unemployed Veterans who are between the ages of 35 and 60 and meet other selected criteria. Training must have been offered at a community college or technical school and lead to an associate's degree or certificate in a high demand field. Authority to pay benefits under this program expired April 1, 2014.

VGLI – Veterans Group Life Insurance was established in 1974 to meet the insurance needs of Veterans after separation from service.

VMLI – Veterans Mortgage Life Insurance was established in 1971 to provide mortgage protection life insurance to severely disabled Veterans who have received grants for the purchase of specially adapted housing.

VR&E – The Veteran Readiness and Employment (VR&E) Program is available to help service-disabled Veterans become employable and live independently.

VRI – Veterans' Reopened Insurance was established in 1965 to provide insurance protection for certain classes of disabled Veterans from World War II and the Korean Conflict. The program closed in 1966.

VSLI – Veterans Special Life Insurance was established in 1951 to meet the insurance needs of Veterans who served during the Korean Conflict and post-Korean era. The program closed in 1956.

ZERO (0) PERCENT DISABILITY – A zero-percent disability rating means that a disability exists and is related to the Veteran's service but is not so disabling that it entitles the Veteran to compensation payments. Also called a non-compensable disability.



U.S. Department
of Veterans Affairs
Veterans Benefits
Administration



Contact Information

Department of Veterans Affairs home page	www.va.gov
VA Forms	www.va.gov/vaforms
Frequently Asked Questions	www.va.gov/resources/
Submit a Question	ask.va.gov
VA Regional Office Location	www.va.gov/find-locations
Veterans Crisis Line	Dial 988 then Press 1
Toll Free Number	1-800-827-1000
TTY, Federal Relay	711
Fax Number (inside the U.S.):	1-844-531-7818
Fax Number (outside the U.S.):	1-248-524-4260

Mailing Address**

U.S. Department of Veterans Affairs
Evidence Intake Center
PO Box 4444
Janesville, WI 53547-4444

*Include your full name and VA file number on the fax coversheet.

**Include your full name and VA file number on the inside of mailed correspondence (not on envelope).



VA



**U.S. Department
of Veterans Affairs**
**Veterans Benefits
Administration**

VETERANS BENEFITS ADMINISTRATION

Annual Benefits Report

FISCAL YEAR 2024



COMPENSATION



PENSION &
FIDUCIARY



EDUCATION



INSURANCE



HOME LOAN
GUARANTY



VETERAN
READINESS &
EMPLOYMENT



OUTREACH
TRANSITION &
ECONOMIC DEVELOPMENT

VA



U.S. Department
of Veterans Affairs